

FIFA Women's World Cup™

History & Numbers



Statistical Kit 2

Status as of August 2011

FIFA®

For the Game. For the World.

Contents

FIFA Women’s World Cup™ 1991-2011 – snapshots3

Roll of Honour4

Trophy5

Prize Money6

Match balls over the years.....6

Awards7

Competition formats8

Stadiums since 19919

Nutshell.....10

FIFA women's matches drawing more than 50,000 spectators10

Opening matches11

Final matches11

All-time Ranking12

Ranking by tournament12

Newcomers13

Most recurring matches13

Milestone goals14

Hat-tricks14

After extra time/Penalty shoot-outs15

Comparative statistics 1991-201115

Superlatives: Players.....16

Superlatives: Teams18

Superlatives by referees and coaches22

Results by year/competition.....26

Women’s Olympic Football Tournament overview32

LEGEND

CW: Womens Continental Final, CW_Q: Womens Continental Qualifier, FW: Friendly Women, WOFT: Olympic Football Tournament Women Final, WOFT_Q: Olympic Football Tournament Women Qualifier, FWWC: FIFA Women’s World Cup Final, FWWC_Q: FIFA Women’s World Cup Qualifier

Number of participations in team fact boxes are historic and therefore does not include 2011

Text for Coaches below team fact boxes from 

FIFA Women's World Cup™ 1991-2011 – snapshots

1991 – Three years after a successful dry run in China PR, FIFA returned to the Middle Kingdom for the inaugural FIFA Women's World Cup™ and was rewarded with some impressive attendance figures. Twelve teams, divided into three groups of four, battled for the title in matches lasting only 80 minutes. The final in Guangzhou brought together two countries that were already at the forefront of the women's game – the USA and Norway (despite the latter's opening 4-0 defeat by the Chinese hosts). In the end, the Americans claimed a hard-fought 2-1 victory, and Michelle Akers finished the tournament with ten goals to her name to secure her place as the first superstar of the women's game. The victorious USA side also featured Mia Hamm, Kristine Lilly, Julie Foudy and a number of other players who would go on to leave their mark at the top of the women's game in the years to come.

1995 – The tournament in Sweden was also played in three groups of four teams, mostly in smaller cities and stadiums and without the huge spectator numbers that would descend upon the tournament four years later. The first Women's World Cup on European soil was, however, still played in a wonderful atmosphere during the height of the Swedish summer. In the opening match, the Swedish hosts surprisingly lost to Brazil and they only secured their place in the next round thanks to an impressive victory over Germany. Ultimately, Norway became the first European side to claim the world title, the Scandinavians overcoming reigning European champions Germany in the final at the legendary Rasunda Stadium. Interestingly, the German side featured both Silvia Neid and an 18-year-old Birgit Prinz, who still holds the record as the youngest player to play in a Women's World Cup final. The Norwegians also claimed the other main trophies, with Ann Kristin Aarones winning the Golden Shoe and Hege Riise the Golden Ball. In the play-off for third place, the USA edged past the emerging *Steel Roses* from China PR. Nigeria, meanwhile, became the first African team to win a point at the Women's World Cup.

1999 – The Women's World Cup in the USA was a massive event in every way. It was the first to feature 16 teams, and the matches were all played in huge stadiums, most of which had been used in the 1994 FIFA World Cup USA™. The teams had to cover considerable distances too, travelling from the north to the south of the country and particularly from the east to the west coast. The hosts' painstaking organisational work and on-pitch preparations were ultimately rewarded, however, when more than 90,000 fans – a record for women's football – flocked to the final at Pasadena's Rose Bowl to witness a nail-biting victory for the USA over China PR in a penalty shoot-out, three years after the Americans' triumph over the same opponents in the final of the inaugural Women's Olympic Football Tournament. The play-off for third place saw Brazil defeat the dethroned Norwegian world champions, also in a penalty shoot-out. Nigeria notched up another African first by becoming the first African team to reach the quarter-finals. China PR's Sun Wen claimed the Golden Ball, and she also won the Golden Shoe along with Brazil's Sissi.

2003 – For the first time in FIFA history, a final competition was held in the same country for the second consecutive edition. The 2003 Women's World Cup had originally been due to be played in China PR but the SARS crisis saw those plans shelved so the USA stepped in at the last minute and successfully organised a World Cup at just a few months' notice. Three countries – France, Korea Republic and Argentina – made their debut at USA 2003, but the major surprises came in matches involving North American teams. China PR's star had begun to fall, the 1999 runners-up losing in the quarter-finals to Canada, and the USA also learnt the hard way that their rivals had narrowed the gap, with Germany powering past them 3-0 in the semi-finals to set up a second all-European final. The final itself was an open, thrilling match that went into extra time before the Germans scored a Golden Goal to claim not only their first world title but also top spot in the FIFA/Coca-Cola Women's World Ranking. Birgit Prinz claimed both the Golden Ball and the Golden Shoe, whereas Brazil gave the world its first glimpse of a talented 17-year-old striker by the name of Marta...

2007 – The Women’s World Cup returned to China PR four years later than originally planned. There were no debutants in 2007, but for the first time, FIFA made prize money available for the tournament, which was attended by one million fans, a figure bettered only by USA 1999. The semi-finals saw both Norway and the USA come up short, the latter falling to a heavy defeat at the hands of Brazil. The Brazilians’ joy was short-lived, however, as they went on to lose the first European-South American final to Germany, who became the first team to not only defend their world crown but also to not concede a single goal in six matches. It was an impressive feat, not least thanks to goalkeeper Nadine Angerer. Brazilian magician Marta won the fans’ hearts as well as the Golden Ball and Golden Shoe. Norway’s Ragnhild Gulbrandsen scored the 500th goal in the history of the Women’s World Cup, and Kristine Lilly became the first and to date only player to play in five Women’s World Cups.

2011 – The final competition in nine cities and stadiums kept its promise to be packed thanks to the huge efforts of the LOC. Japan became FIFA Women’s World Cup™ champions for the first time after a penalty shootout victory over USA, following a drama-charged 2-2 draw in Frankfurt. The star of the winning side was undoubtedly Homare Sawa. The midfielder finished the tournament as the top scorer with five goals, and added the Player of the Tournament award to her Golden Boot. By scoring Japan’s second goal, the No10 also became the oldest goalscorer ever in a FIFA Women’s World Cup Final.

Roll of Honour

Year	Winner	Final score	Runner-up	3 rd place	Third Place Match Score	4 th Place
2011	Japan	2:2 AET 3:1 PSO	USA	Sweden	2:1	France
<i>adidas Golden Ball:</i> Homare SAWA (JPN) <i>adidas Golden Boot:</i> Homare SAWA (JPN), 5 goals <i>adidas Golden Glove:</i> Hope SOLO (USA) <i>FIFA Fair Play award:</i> Japan						
2007	Germany	2:0	Brazil	USA	4:1	Norway
<i>adidas Golden Ball:</i> MARTA (BRA) <i>adidas Golden Shoe:</i> MARTA (BRA), 7 goals <i>FIFA Fair Play award:</i> Norway						
2003	Germany	2:1 AET	Sweden	USA	3:1	Canada
<i>adidas Golden Ball:</i> Birgit PRINZ (GER) <i>adidas Golden Shoe:</i> Birgit PRINZ (GER), 7 goals <i>FIFA Fair Play award:</i> China PR						
1999	USA	0:0 AET 5:4 PSO	China PR	Brazil	0:0 AET 5:4 PSO	Norway
<i>adidas Golden Ball:</i> SUN Wen (CHN) <i>adidas Golden Shoe:</i> SISSI (BRA), SUN Wen (CHN), 7 goals <i>FIFA Fair Play award:</i> China PR						
1995	Norway	2:0	Germany	USA	2:0	China PR
<i>adidas Golden Ball:</i> Hege RIISE (NOR) <i>adidas Golden Shoe:</i> Ann Kristin AARONES (NOR), 6 goals <i>FIFA Fair Play award:</i> Sweden						
1991	USA	2:1	Norway	Sweden	4:0	Germany
<i>adidas Golden Ball:</i> Carin JENNINGS (USA) <i>adidas Golden Shoe:</i> Michelle AKERS (USA), 10 goals <i>FIFA Fair Play award:</i> Germany						


Trophy

The FIFA Women’s World Cup™ trophy was designed by William Sawaya from Milanese company Sawaya & Moroni. Originally hand-made for the 1999 tournament, it takes the form of a spiral band which encloses a football at the top. The trophy has a marble base and the spiral and football are of pure silver covered with 23-carat gold and white gold. It is 45cm high, nearly 10cm higher than the men’s trophy, has a maximum width of 15cm and weighs 1.8kg. Its original value is in the region of USD 30,000.

A new trophy is produced for every FIFA Women’s World Cup™ tournament, which the winners get to keep. This is unlike the FIFA World Cup™ Trophy, of which there is only one original, which always stays in the possession of FIFA. The new trophy for the next FIFA Women’s World Cup™ can be seen at the Draw, Welcome Tour, sponsor events, LOC and Host City events before eventually being awarded to the winning team. There is one replica on display at the Home of FIFA.

Trophy details

Height	45cm
Weight	1.8kg
Designer	Sawaya & Moroni
Originally manufactured	1999
Widest point	15cm
Material	Silver, gold plate, marble base



Prize Money

In 2007, for the first time in the history of the FIFA Women's World Cup, the participating teams received prize money from FIFA. For 2011 the prize money was increased by USD 1.2 million to USD 7.6 million, meaning an additional USD 75,000 for each association taking part as a contribution towards team preparations. The breakdown of the remaining USD 6.4 million depended on their performance (see table below).

Prize Money breakdown

Winner	USD	1,000,000
Runners-up	USD	800,000
3rd place	USD	650,000
4th place	USD	550,000
Quarter-finalists	USD	350,000
9th-16th place	USD	250,000
Total	USD	6,400,000

2011: additional USD 75,000 for each association – increasing the total to USD 7,600,000

Match balls over the years

2011: *Speedcell* was the name of the adidas official match ball for the FIFA Women's World Cup 2011™. *Speedcell* stands for speed, power and team spirit. The design of the *Speedcell* incorporates significant symbolic elements, including an 11-line graphic representing the 11 players in a team, thus emphasising the need for togetherness and unity of purpose. It is also inspired by the rotating, fast and dynamic movements in football.

2007: The adidas official match ball of the FIFA Women's World Cup 2007 was unveiled at the Women's Football Day in June 2006 in Berlin. The match ball for the FIFA Women's World Cup™ China 2007 featured the same performance characteristics as the adidas +Teamgeist™, match ball of the FIFA World Cup 2006™. Its design was inspired by the event logo and the traditional Chinese colours red and blue.

2003: *Fevernova*™ was the adidas official match ball for the FIFA Women's World Cup 2003. Its' red, white, blue and gold colours made the ball look like it was especially designed for a tournament in the USA. At the time, the *Fevernova*™ was the fastest and most accurate ball adidas had ever produced.

1999: *Icon* was the ball which adidas specifically created for the FIFA Women's World Cup 1999. Technically identical to the one used at the 1998 FIFA World Cup™ in France, *Icon*'s design was more colourful and represented the eight venue cities of the tournament.

1995: *Questra* was the the adidas official match ball of the FIFA Women's World Cup 1995, this ball was from the previous year's FIFA World Cup™.

1991: *Etrusco* was the the adidas official match ball of the FIFA Women's World Cup 1991, this ball was from the previous year's FIFA World Cup™.



Speedcell, adidas official match ball for the FIFA Women's World Cup 2011™ - Photo: Getty Images

Awards

FIFA Fair Play Trophy

The FIFA Fair Play Trophy, a fair play medal for each player and official, a diploma and a voucher for USD 10,000 worth of football equipment (to be used for women's youth football development) is presented to the team finishing first in the fair play contest. The applicable rules are in the fair play contest regulations.

Adidas Golden Boot

The Golden Boot is awarded to the player who scores the most goals in the final competition. If two or more players score the same number of goals, the number of assists (as determined by members of the FIFA Technical Study Group) will be decisive. If two or more players are still equal after taking into account the number of assists, the total minutes played in the final competition will be taken into account, with the player playing fewer minutes ranked first. The Silver Boot and the Bronze Boot for the second and third highest goalscorers is also awarded.

Adidas Golden Ball

The Golden Ball is awarded to the best player in the final competition on the basis of a vote taken among the media accredited for the final competition. A Silver Ball and a Bronze Ball is awarded to the second and third best players.

Adidas Golden Glove

The Golden Glove is awarded to the best goalkeeper in the final competition on the basis of a ranking compiled by the FIFA Technical Study Group.



Homare Sawa (JPN) and Abby Wambach (USA) hold their individual Golden Boot awards at the FIFA Women's World Cup Germany 2011™ (Photo Getty Images)

Competition formats

2011 Germany

- 16 finalists
- 15 teams qualifying by preliminary competition (122 participants), hosts qualifying automatically.
- Four groups of four teams, with the first two from each group progressing to the quarter-finals
- Semi-finals
- Third-place play-off
- Final

2007 China PR

- 16 finalists
- 15 teams qualifying by preliminary competition (119 participants), hosts qualifying automatically.
- Four groups of four teams, with the first two from each group progressing to the quarter-finals
- Semi-finals
- Third-place play-off
- Final

2003 USA

- 16 finalists
- 15 teams qualifying by preliminary competition (100 participants), hosts qualifying automatically, although China PR participated in qualifying matches nonetheless*
- Four groups of four teams, with the first two from each group progressing to the quarter-finals
- Semi-finals
- Third-place play-off
- Final

1999 USA

- 16 finalists **NEW**
- 15 teams qualifying by preliminary competition (81 participants), hosts qualifying automatically (in this instance USA did not play in the qualifying competition)
- Four groups of four teams, **NEW** with the first two from each group progressing to the quarter-finals
- Semi-finals
- Third-place play-off
- Final

1995 Sweden

- 12 finalists
- 11 teams qualifying by preliminary competition (52 participants), hosts qualifying automatically, although Sweden participated in qualifying matches nonetheless
- Three groups of four teams, with the first two from each group, plus the two best in third place, progressing to the quarter-finals
- Semi-finals
- Third-place play-off
- Final

1991 China PR

- 12 finalists
- 11 teams qualifying by preliminary competition (45 participants), hosts qualifying automatically, although China PR participated in qualifying matches nonetheless
- Three groups of four teams, with the first two from each group, plus the two best in third place, progressing to the quarter-finals
- Semi-finals
- Third-place play-off
- Final

* Although they had proved their worth in the qualifiers, special dispensation was given to China PR, since they had been the intended hosts of the FIFA Women's World Cup 2003 until the SARS outbreak. By this point, USA had already earned their qualification through the preliminary matches.

Stadiums since 1991

Year/host country

2011 Germany Frankfurt (final)

Berlin
Moenchengladbach
Sinsheim
Wolfsburg
Augsburg
Bochum
Dresden
Leverkusen

2007 China PR Shanghai (final)

Wuhan
Chengdu
Hangzhou
Tianjin

2003 USA Carson (final)

Philadelphia
Foxboro
Washington DC
Columbus
Portland

1999 USA Los Angeles (final)

Foxboro
Chicago
New York/New Jersey
Portland
Palo Alto
San Jose
Washington DC

1995 Sweden Solna (final)

Gaevle
Helsingborg
Karlstad
Vaesteras

1991 China PR Guangzhou (final)

Foshan
Guangzhou
Jiangmen
Panyu
Zhongshan

Cities/stadiums

9/9 FIFA Women's World Cup Stadium

Olympiastadion
Stadion im Borussia-Park
Rhein-Neckar-Arena
Arena im Allerpark
FIFA Women's World Cup Stadium
FIFA Women's World Cup Stadium
Rudolf-Harbig-Stadion
FIFA Women's World Cup Stadium

5/5 Shanghai Hongkou Football Stadium

Wuhan Sports Center Stadium
Chengdu Sports Center Stadium
Hangzhou Dragon Stadium
Tianjin Olympic Center Stadium

6/6 Home Depot Center

Lincoln Financial Field
Gillette Stadium
RFK Memorial Stadium
Columbus Crew Stadium
PGE Park (prior: Civic Stadium)

8/8 Rose Bowl

Foxboro Stadium
Soldier Field
Giants Stadium
Civic Stadium
Stanford Stadium
Spartan Stadium
Jack Kent Cook Stadium

5/5 Rasunda

Stroemvallen
Olympia Stadium
Tingvalla
Arosvallen

5/6 Tianhe Stadium

New Plaza Stadium
Guangdong Provincial Stadium
Jiangmen Stadium
Ying Dong Stadium
Zhongshan Stadium

Nutshell

Final Competition							Preliminary Competition				
Year	Host	Teams/Matches	Goals	Ø	Spectators	Ø	Year	Teams	Matches	Goals	Ø
2011	Germany	16/32	86	2.69	845,711	26,428	2011	122	355	1,437	4.05
2007	China PR	16/32	111	3.47	1,190,971	37,218	2007	119	295	1,148	3.89
2003	USA	16/32	107	3.34	679,664	21,240	2003	100	257	1,142	4.44
1999	USA	16/32	123	3.84	1,194,221	37,319	1999	81	209	1,072	5.13
1995	Sweden	12/26	99	3.81	112,213	4,316	1995	52	134	662	4.94
1991	China PR	12/26	99	3.81	510,000	19,615	1991	45	110	444	4.04
	TOTAL	-/180	625	3.47	4,532,780	25,182		519	1,360	5,905	4.34

FIFA women's matches drawing more than 50,000 spectators

Att.	Date	Venue	Match	Result	Competition	Phase
90,185*	10/07/1999	LOS ANGELES, USA	USA - China PR Brazil - Norway	0:0 0:0	FWWC USA 1999	Final Match for 3rd place
78,972*	19.06.1999	NEW YORK/NEW JERSEY, USA	USA – Denmark Brazil – Mexico	3-0 7-1	FWWC USA 1999	Group Phase
76,489*	01.08.1996	ATHENS, GA, USA	China PR – USA Brazil – Norway	1-2 0-2	OFT Atlanta 1996	Gold Medal Match Bronze Medal match
75,000	05.07.2003	MEXICO CITY, MEX	Mexico – Japan	2-2	FWWC_Q 2003	Play-off AFC/CONCACAF
73,680	26.06.2011	BERLIN, GER	Germany – Canada	2-1	FWWC Germany 2011	Group Phase
73,123	04.07.1999	SAN FRANCISCO, USA	USA – Brazil	2-0	FWWC USA 1999	Semi-finals
65,080*	24.06.1999	CHICAGO, USA	USA – Nigeria Brazil – Italy	7-1 2-0	FWWC USA 1999	Group Phase
65,000	16.11.1991	GUANGZHOU, CHN	China PR – Norway	4-0	FWWC China PR 1991	Group Phase
64,196*	28.07.1996	ATHENS, GA, USA	Norway – USA China PR – Brazil	1-2 3-2	OFT Atlanta 1996	Semi-finals
63,000	30.11.1991	GUANGZHOU, CHN	Norway – USA	1-2	FWWC China PR 1991	Final
58,432	13.09.2000	MELBOURNE, AUS	Sweden – Brazil	0-2	OFT Sydney 2000	Group Phase
55,832	20.09.2007	TIANJIN, CHN	China PR – New Zealand	2-0	FWWC China 2007	Group Phase
55,650	25.07.1996	MIAMI, USA	USA – China PR	0-0	OFT Atlanta 1996	Group Phase
55,000	24.11.1991	GUANGZHOU, CHN	China PR – Sweden	0-1	FWWC China PR 1991	Quarter-finals
54,642*	01.07.1999	WASHINGTON DC, USA	Brazil – Nigeria USA – Germany	4-3 3-2	FWWC USA 1999	Quarter-finals
54,000*	15.09.2007	WUHAN, CHN	Brazil – China PR Denmark – New Zealand	4-0 2-0	FWWC China 2007	Group Phase
53,819	26.09.2007	TIANJIN, CHN	Germany – Norway	3-0	FWWC China 2007	Semi-finals
52,600	09.08.2008	TIANJIN, CHN	Canada – China PR	1-1	OFT Beijing 2008	Group Phase
52,000	23.09.2007	WUHAN, CHN	Norway – China PR	1-0	FWWC China 2007	Quarter-finals
51,612	21.08.2008	BEIJING, CHN	Brazil – USA	0-1	OFT Beijing 2008	Gold Medal Match
51,112*	12.08.2008	BEIJING, CHN	Nigeria – Brazil Sweden – Canada	1-3 2-1	OFT Beijing 2008	Group Phase
50,937	18.08.2008	BEIJING, CHN	Japan – USA	2-4	OFT Beijing 2008	Semi-finals
50,800*	12.09.2007	WUHAN, CHN	China PR – Denmark New Zealand – Brazil	3-2 0-5	FWWC China 2007	Group Phase
50,484*	27.06.1999	BOSTON, USA	Mexico – Italy USA – Korea DPR	0-2 3-0	FWWC USA 1999	Group Phase

*Doubleheader fixtures

Opening matches

Date	Host	City Venue	Match / Result	Attendance	Kick-off (LT)
26.06.2011	Germany	Berlin Olympiastadion	Germany – Canada 2:1 (2:0)	73,680	18:00
10.09.2007	China PR	Shanghai Shanghai Hongkou Football Stadium	Germany – Argentina 11:0 (5:0)	28,098	20.00
20.09.2003	USA	Philadelphia Lincoln Financial Field	Norway – France 2:0 (0:0)	24,346	12.00
19.06.1999	USA	New York/New Jersey Giants Stadium	USA – Denmark 3:0 (1:0)	78,972	15.00
05.06.1995	Sweden	Helsingborg Olympia Stadium	Sweden – Brazil 0:1 (0:1)	14,500	18.00
16.11.1991	China PR	Guangzhou Tianhe Stadium	China PR – Norway 4:0 (1:0)	65,000	20.45

Final matches

Date	Host	City Venue	Match / Result	Attendance	Kick-off (LT)
26.06.2011	Germany	Frankfurt FIFA Women's World Cup Stadium, Frankfurt	Japan – USA 2:2 AET (1:1, 0:0) 3:1 PSO	48,817	20.45
30.09.2007	China PR	Shanghai Shanghai Hongkou Football Stadium	Germany – Brazil 2:0 (0:0)	31,000	20.00
12.10.2003	USA	Carson/Los Angeles Home Depot Centre	Germany – Sweden 2:1 AET (1:1, 0:1)	26,137	10.00
10.07.1999	USA	Los Angeles Rose Bowl Stadium	USA – China 0:0 AET 5:4 PSO	90,185	12.50
18.06.1995	Sweden	Solna Rasunda	Germany – Norway 0:2 (0:2)	17,158	18.00
13.11.1991	China PR	Guangzhou Tianhe Stadium	Norway – USA 1:2 (1:1)	63,000	19.45



Japan celebrate winning FIFA Women's World Cup Germany 2011™
© Getty Images

All-time Ranking

Rank	Team	MP	W	D	L	GF	GA	Points	Ø points	Participations	Confederation
1	USA	36	27	5	4	98	32	86	2.39	6	CONCACAF
2	Germany	32	23	3	6	91	31	72	2.25	6	UEFA
3	Norway	31	20	2	9	77	41	62	2	6	UEFA
4	Sweden	29	18	2	9	54	34	56	1.93	6	UEFA
5	Brazil	26	15	4	7	55	34	49	1.88	6	CONMEBOL
6	China PR	24	13	5	6	48	25	44	1.83	5	AFC
7	Japan	22	7	3	12	25	46	24	1.09	6	AFC
8	England	12	5	4	3	20	18	19	1.58	3	UEFA
9	Canada	18	4	3	11	26	46	15	0.83	5	CONCACAF
10	Australia	17	3	4	10	24	39	13	0.76	5	AFC/OFC
11	Russia	8	4	0	4	16	14	12	1.5	2	UEFA
12	France	9	3	2	4	12	13	11	1.22	2	UEFA
13	Korea DPR	13	3	2	8	12	20	11	0.85	4	AFC
14	Nigeria	19	3	2	14	15	50	11	0.58	6	CAF
15	Italy	7	3	1	3	11	8	10	1.43	2	UEFA
16	Denmark	14	3	1	10	19	26	10	0.71	4	UEFA
17	Ghana	9	1	1	7	6	30	4	0.44	3	CAF
18	Chinese Taipei	4	1	0	3	2	15	3	0.75	1	AFC
19	Mexico	6	0	2	4	4	22	2	0.33	2	CONCACAF
20	Colombia	3	0	1	2	0	4	1	0.33	1	CONMEBOL
21	New Zealand	9	0	1	8	5	26	1	0.11	3	OFC
22	Equatorial Guinea	3	0	0	3	2	7	0	0	1	CAF
23	Korea Republic	3	0	0	3	1	11	0	0	1	AFC
24	Argentina	6	0	0	6	2	33	0	0	2	CONMEBOL

Overall matches played: 180

Overall goals scored: 625

Average goals per match: 3.47

Ranking by tournament

Year	Host	1	2	3	4	5	6	7	8	9	10	11	12	13	14	15	16
2011	Germany	JPN	USA	SWE	FRA	BRA	GER	ENG	AUS	NGA	NOR	MEX	NZL	PRK	COL	EQG	CAN
2007	China PR	GER	BRA	USA	NOR	CHN	AUS	ENG	PRK	CAN	JPN/SWE		DEN	NGA	NZL	GHA	ARG
2003	USA	GER	SWE	USA	CAN	BRA	CHN	NOR	RUS	FRA	JPN	PRK	GHA	AUS	KOR	NGA	ARG
1999	USA	USA	CHN	BRA	NOR	RUS	SWE	NGA	GER	ITA	PRK	AUS	CAN	GHA	JPN	DEN	MEX
1995	Sweden	NOR	GER	USA	CHN	SWE	DEN	ENG	JPN	BRA	CAN	NGA	AUS	-	-	-	-
1991	China PR	USA	NOR	SWE	GER	CHN	ITA	DEN	TPE	BRA	NGA	NZL	JPN	-	-	-	-

Newcomers

Year	#	Newcomers	Best newcomer	Stage reached
2011	2	Colombia, Equatorial Guinea	Colombia, Equatorial Guinea	Group Stage
2007	0	No newcomers	-	-
2003	3	Argentina, France, Korea Republic	France, Korea Republic, Argentina	Group Stage
1999	4	Ghana, Korea DPR, Mexico, Russia	Russia	Quarter-finals
1995	3	Australia, Canada, England	England	Quarter-finals
1991	all	Brazil, China PR, Chinese Taipei, Denmark, Germany, Italy, Japan, Nigeria, Norway, New Zealand, Sweden, USA	-	-

Most recurring matches

Match	Number of head-to-heads
Brazil v. USA	4
Germany v. Japan	4
Korea DPR v. USA	4
Sweden v. USA	4
USA v. Norway	4
Match	Number of head-to-heads
Australia v. Ghana	3
Australia v. China PR	3
Brazil v. Germany	3
Brazil v. Sweden	3
Canada v. Norway	3
China PR v. Denmark	3
China PR v. Sweden	3
China PR v. Norway	3
China PR v. USA	3
Germany v. Sweden	3
Germany v. USA	3
Korea DPR v. Nigeria	3
USA v. Nigeria	3

Milestone goals

#	Goalscorer	Match	Result	Date	Venue
1	MA Li (CHN)	CHN – NOR	4:0	16.11.1991	Guangzhou (CHN)
50	Wendy GEBAUER (USA)	JPN – USA	0:3	21.11.1991	Foshan (CHN)
100	Silvia NEID (GER)	GER – JPN	1:0	05.06.1995	Karlstad (SWE)
150	Birgit PRINZ (GER)	BRA – GER	1:6	09.06.1995	Karlstad (SWE)
200	Julie FOUUDY (USA)	USA – DEN	3:0	19.06.1999	New York/NJ (USA)
250	SISSI (BRA)	BRA – ITA	2:0	24.06.1999	Chicago (USA)
300	Marianne PETTERSEN (NOR)	NOR – SWE	3:1	30.06.1999	San Jose (USA)
350	ROSANA (BRA)	NOR – BRA	4:1	24.09.2003	Washington DC (USA)
400	Alberta SACKKEY (GHA)	GHA – AUS	2:1	28.09.2003	Portland (USA)
450	DANIELA (BRA)	NZL – BRA	0:5	12.09.2007	Wuhan (CHN)
500	Ragnhild GULBRANDSEN (NOR)	NOR – GHA	7:2	20.09.2007	Hangzhou (CHN)
550	Lauren CHENEY (USA)	USA – PRK	2:0	28.06.2011	Dresden (GER)
600	Jill SCOTT (ENG)	ENG – FRA	1:1 AET (1:1, 0:0) 3:4 PSO	09.07.2011	Leverkusen (GER)

Hat-tricks

Date	Result	Match	Player	Goals	Competition
17.11.1991	0:5	TPE – ITA	Carolina MORACE (ITA)	3	China PR 1991
24.11.1991	7:0	USA – TPE	Michelle AKERS (USA)	5	China PR 1991
27.11.1991	2:5	GER – USA	Carin JENNINGS (USA)	3	China PR 1991
06.06.1995	8:0	NOR – NGA	Kristin SANDBERG (NOR)	3	Sweden 1995
10.06.1995	7:0	NOR – CAN	Ann Kristin AARONES (NOR)	3	Sweden 1995
19.06.1999	7:1	BRA – MEX	PRETINHA (BRA)	3	USA 1999
19.06.1999	7:1	BRA – MEX	SISSI (BRA)	3	USA 1999
23.06.1999	7:0	CHN – GHA	SUN Wen (CHN)	3	USA 1999
24.06.1999	6:0	GER – MEX	Inka GRINGS (GER)	3	USA 1999
20.09.2003	6:0	JPN – ARG	Mio OTANI (JPN)	3	USA 2003
10.09.2007	11:0	GER – ARG	Sandra SMISEK (GER)	3	China 2007
10.09.2007	11:0	GER – ARG	Birgit PRINZ (GER)	3	China 2007
20.09.2007	7:2	NOR – GHA	Ragnhild GULBRANDSEN (NOR)	3	China 2007
01.07.2011	4:0	JPN – MEX	Homare SAWA (JPN)	3	Germany 2011

After extra time/Penalty shoot-outs

The *Golden Goal rule was introduced in 1993 and abolished in July 2004. Since then, if a match is tied, extra-time, consisting of two periods of 15 minutes each, is played. If the match is still tied after this period it is followed by a decisive penalty shoot-out.

Date	Match	90 min	AET	Goalscorer	PSO	Phase
24.11.1991	Norway - Italy	2:2	3:2	Mohr (GER), 98'	-	Quarter-finals
24.11.1991	Denmark - Germany	1:1	1:2	Svensson (NOR), 96'	-	Quarter-finals
13.06.1995	Sweden - China PR	1:1	1:1	-	3:4	Quarter-finals
01.07.1999	Brazil - Nigeria	3:3	4:3	Sissi (BRA), 104'*	-	Quarter-finals
10.07.1999	Brazil - Norway	0:0	0:0	-	5:4	Match for 3rd place
10.07.1999	USA - China PR	0:0	0:0	-	5:4	Final
12.10.2003	Germany - Sweden	1:1	2:1	Kuenzer (GER) 98'*	-	Final
09.07.2011	England - France	1:1	1:1	-	3:4	Quarter-finals
09.07.2011	Germany - Japan	0:0	0:1	Maruyama (JPN), 108'	-	Quarter-finals
10.07.2011	Brazil - USA	1:1	2:2		3:5	Quarter-finals
17.07.2011	Japan - USA	1:1	2:2		3:1	Final

Comparative statistics 1991-2011

Goals

Competition	Total	No of Matches	Average
Germany 2011	86	32	2.69
China PR 2007	111	32	3.47
USA 2003	107	32	3.34
USA 1999	123	32	3.84
Sweden 1995	99	26	3.81
China PR 1991	99	26	3.81

Yellow/Red Cards

Competition	Total	No of Matches	Average
Germany 2011	63 / 4	32	1.97 / 0.12
China PR 2007	77 / 2	32	2.41 / 0.06
USA 2003	65 / 1	32	2.03 / 0.03
USA 1999	77 / 5	32	2.41 / 0.16
Sweden 1995	66 / 4	26	2.54 / 0.15
China PR 1991	32 / 1	26	1.23 / 0.04

Attendances (calculated on the basis of match day figures where appropriate)

Competition	Total	No of Matches	Average
Germany 2011	845,711	32	26,428
China PR 2007	1,190,971	32	37,218
USA 2003	679,664	32	21,240
USA 1999	1,194,215	32	37,319
Sweden 1995	112,213	26	4,316
China PR 1991	510,000	26	19,615

Superlatives: Players

Most competitions

5	FORMIGA, BRA Birgit PRINZ, GER Homare SAWA, JPN Kristine LILLY, USA Bente NORDBY, NOR	1995-2011 1995-2011 1995-2011 1991-2007 1991-2007 (<i>did not play in 1991</i>)
4	18 players with 4 competitions	

Most appearances in final competitions

30	Kristine LILLY, USA	1991-2007
24	Julie FOUUDY, USA Birgit PRINZ, GER	1991-2003 1995-2011
23	Joy FAWCETT, USA Mia HAMM, USA	1991-2003 1991-2003
22	Bente NORDBY, NOR Bettina WIEGMANN, GER Hege RIISE, NOR	1995-2007 1991-2003 1991-2003

Youngest/oldest players

16y 34d	Ifeanyi CHIEJINE, NGA	1999
39y 169d	MEG, BRA	1995

Youngest/oldest player to score a hat-trick

20y 236d	Inka GRINGS, GER	GER-MEX 24.06.1999
32y 297d	Homare SAWA, JPN	JPN-MEX 01.07.2011

Youngest/oldest players in finals

17y 336d	Birgit PRINZ, GER	1995
36y 23d	Christie RAMPONE (USA)	2011

Fastest goals (in seconds)

''30	Lena VIDEKULL, SWE v. Japan	1991
''37	Melissa TANCREDI, CAN v. Australia	2007
''54	Lori CHALUPNY, USA v. Nigeria	2007
''68	Stephany MAYORunle, MEX v. New Zealand	2011

Most goals in total (**in brackets average goals per match*)

14	(1.0)* (0.7)*	MARTA, BRA Birgit PRINZ, GER	3-2003, 7-2007, 4-2011 1-1995, 1-1999, 7-2003, 5-2007
13	(0.7)*	Abby WAMBACH, USA	3-2003, 6-2007, 4-2011
12	(0.9)*	Michelle AKERS, USA	10-1991, 2-1999
11	(0.5)* (0.5)*	SUN Wen, CHN WIEGMANN Bettina, GER	1-1991, 2-1995, 7-1999, 1-2003 3-1991, 3-1995, 3-1999, 2-2003

Most goals in a tournament

10	Michelle AKERS, USA	1991
7	Heidi MOHR, GER	1991
	SISSI, BRA	1999
	SUN Wen, CHN	1999
	Birgit PRINZ, GER	2003
	MARTA, BRA	2007

Most goals in a match

5	Michelle AKERS, USA v. Chinese Taipei	1991
---	---------------------------------------	------

Youngest/oldest goalscorer

16y 96d	Elena DANILOVA, Russia v. Australia	2003
35y 261d	Charmaine HOOPER, Canada v. China PR	2003

Most clean sheets per goalkeeper

10	Briana SCURRY, USA	1995-2007
9	Bente NORDBY, NOR	1995-2007
8	ANDREIA, BRA	2003-2011
7	Nadine ANGERER, GER	2007-2011
5	Hope SOLO, USA	2007-2011

Minutes without conceding a goal by goalkeeper

622'	Nadine ANGERER, GER	2007-2011
494'	Hope SOLO, USA	2007-2011
356'	Bente NORDBY	1995

Fastest substitutions (minutes)

6'	LIU Hsiu Mei, Chinese Taipei v. NGA	1991
	Hanna LJUNGBERG, Sweden v. GHA	1999
8'	KULIG Kim, Germany v. JPN	2011
9'	Marlene KRISTENSEN, Denmark v. PRK	1999

Fastest cautions (minutes)

1'	RI Hyang Ok, Korea DPR v. Nigeria	1999
2'	Anouschka BERNHARD, Germany v. Norway	1995
	FORMIGA, Brazil v. Korea Republic	2003
3'	WANG Liping, China PR v. USA	1995

Fastest expulsions (minutes)

2'	Alicia FERGUSON, Australia v. China PR	1999
6'	LIN Hui Fang, Chinese Taipei v. Nigeria	1991

Superlatives: Teams

Most participations

6 Brazil, Germany, Japan, Nigeria, Norway, Sweden, USA

Most goals

98 USA
 91 Germany
 77 Norway
 55 Brazil
 54 Sweden
 48 China PR

Most goals in one competition

25	Germany	2003
	USA	1991
23	Norway	1995
21	Germany	2007
19	China PR	1999

Most goals in a match

11	Germany – Argentina 11:0	2007
9	Norway – Ghana 7:2	2007

Biggest wins

11:0	Germany – Argentina	2007
0:8	Japan – Sweden	1991
8:0	Norway – Nigeria	1995
7:0	USA – Chinese Taipei	1991
7:0	Norway – Canada	1995
7:0	China PR – Ghana	1999

Most clean sheets per team

18	USA	1991-2011
16	Germany	1991-2011
12	Brazil	1991-2011
11	Norway	1991-2011
10	Sweden	1991-2011
8	China PR	1991-2007

Consecutive wins

10	Norway	1995-1999
7	Germany	2003-2007/2007-2011
6	USA	1991/1995-1999
5	China PR	1999
	Brazil	2007
	Sweden	2007-2011

Consecutive matches scoring goals

15	Norway	1991-1999
14	Sweden	1995-2007
13	Canada	1999-2011
12	Australia	1995-2011
11	Germany	1999-2007
10	USA	1991-1995

Consecutive matches without conceding a goal

6	Germany	2007
4	China PR	1999-2003

Minutes without conceding a goal by team

679'	Germany	2003-2011
442'	China PR	1999-2003
368'	Norway	1991-1995

Consecutive matches without scoring

4	Ghana	1999-2003
4	Nigeria	1991-1995
4	Japan	1991-1995
4	Nigeria	2007-2011
4	Korea DPR	2007-present

Consecutive matches without defeat

15	Germany	2003-2011
11	USA	1995-2003
10	Norway	1995-1999
10	USA	1991-1995
9	China PR	1999-2003

Teams eliminated without losing a match

China PR	6 matches (PSO loss in final)	1999
Brazil	4 matches	2011
England	4 matches	2011

Teams involved in penalty shoot-outs

3	USA	1999 / 2011 (2)
2	Brazil	1999 / 2011
	China PR	1995 / 1999
1	Norway	1999
	Sweden	1995
	England	2011
	France	2011
	Japan	2011

Most penalties by team*

10 (0)	Germany
8 (1)	USA
8 (1)	Norway
7 (1)	Brazil
6 (3)	Sweden

**In brackets, penalties not converted.*

Youngest/oldest teams

18y/08m	Nigeria	1991
28y/00m	USA	2003

Highest attendance: 90,185

10.07.1999 Rose Bowl, LOS ANGELES (USA) USA – China PR
(double header: Brazil – Norway)

Lowest attendance: 250

08.06.1995 Olympia Stadium, HELSINGBORG (SWE) Nigeria – Canada



© J. Brett Whitesell/International Sports Images

A record 90,185 spectators turned out at the Rose Bowl in Los Angeles on 10 July 1999 to witness the USA pull out a breathtaking 5:4 penalty kick victory over China in the finals.

First stage stats

100% wins

Germany	1991/2003/2011
USA	1991/1999/2003
Brazil	2007/2011
Norway	1995/1999
China PR	1999
Sweden	2011

100% lost

Argentina	2003/2007
New Zealand	1991/2007
Nigeria	1991/2003
Australia	1995
Canada	2011
Denmark	1999
Equatorial Guinea	2011
Ghana	2007
Japan	1991
Korea Republic	2003
Mexico	1999

Most goals for

17	Norway	1995
13	Germany	2003
13	Germany	2007
13	Norway	1999
13	USA	1999
12	Brazil	1999
12	China PR	1999
12	Sweden	1991

Most goals against

18	Argentina	2007
15	Argentina	2003
15	Mexico	1999
14	Nigeria	1995
13	Canada	1995
12	Canada	1999
12	Japan	1991

Lowest number goals scored

0	Nigeria	1991/2003
0	Colombia	2011
0	Japan	1991
0	Korea DPR	2011
0	New Zealand	2007

Lowest number goals against

0	Brazil	2007/2011
0	Germany	1991/2007
0	Norway	1995

Superlatives by referees and coaches

Refereed most matches

10	Nicole PETIGNAT, SUI	1999-2007
9	Kari SEITZ, USA	1999-2011
9	Tommy OGSTON, AUS	1999-2007
9	Sonia DENONCOURT, CAN	1995-2003
7	IM Eun Ju, KOR	1999-2003

Refereed most matches in a tournament

4	Tammy OGSTON, AUS	2003 and 2007
4	IM Eun Ju, KOR	1999
4	Nicole PETIGNAT, SUI	1999
4	Gyoengyi GAAL, HUN	2007

Most matches as coach

21	Even PELLERUD, NOR	1991-6, 1995-6 (NOR); 2003-6, 2007-3 (CAN)
14	Marika DOMANSKI-LYFORS, SWE	1999-4, 2003-6 (SWE), 2007-4 (CHN)
12	Gero BISANZ, GER	1991-6, 1995-6 (GER)
12	Tony DICICCO, USA	1995-6, 1999-6 (USA)
12	YUANAN Ma, CHN	1995-6, 1999-6 (CHN)

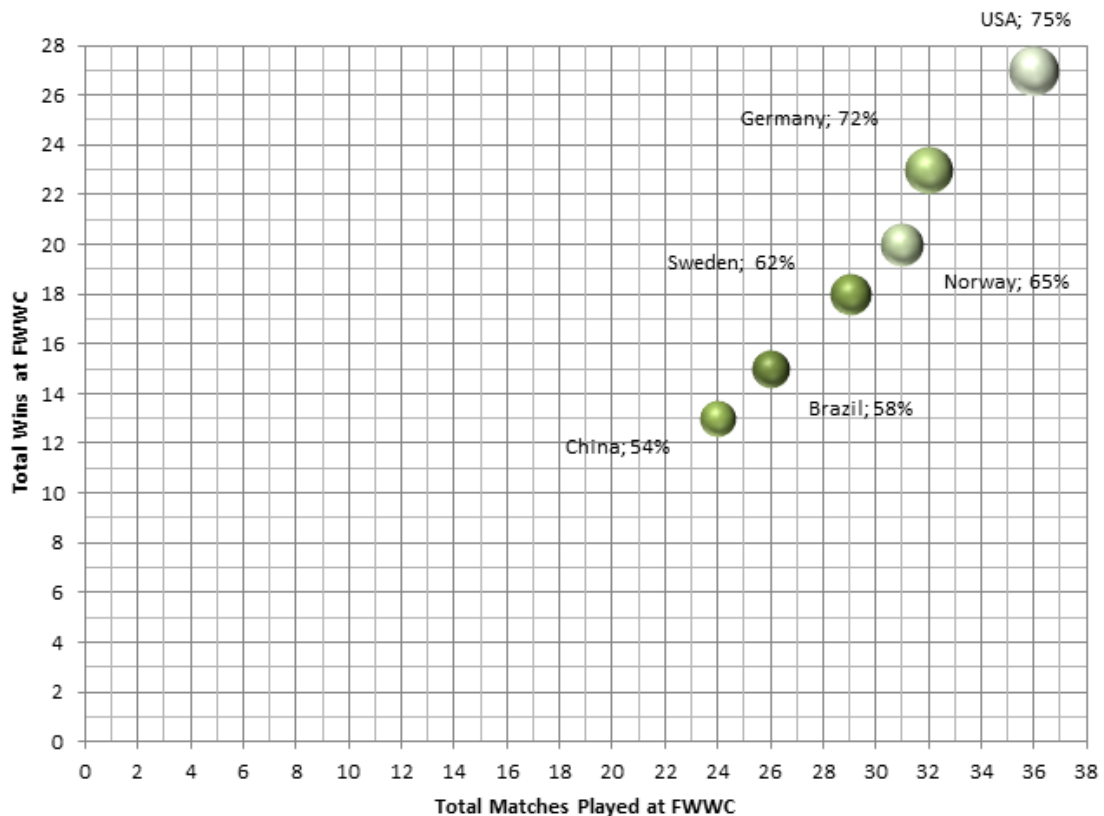
Most tournaments as coach

4	Even PELLERUD, NOR	(1991-1995: NOR, 2003-2007: CAN)
3	Marika DOMANSKI-LYFORS, SWE	(1999-2003: SWE, 2007: CHN)
3	Tom SERMANNI, AUS	(1995, 2007, 2011: AUS)

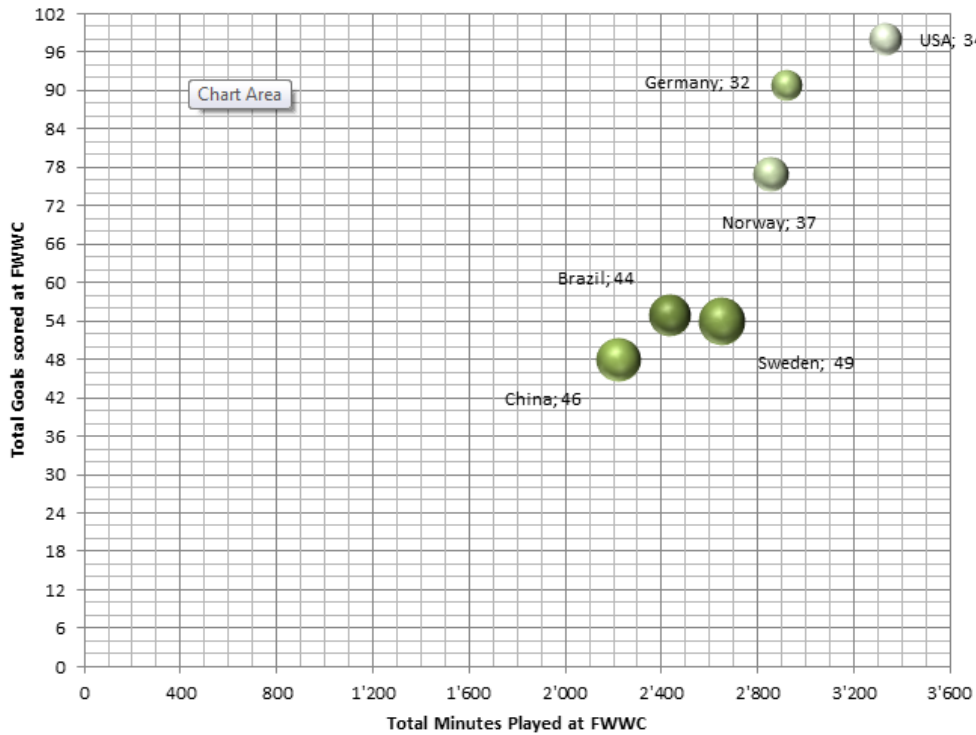
The BIG SIX: Essential Stats at a Glance

Category	Rank 1	Rank 2	Rank 3	Rank 4	Rank 5	Rank 6
Avg. FWWC Rank	USA 2.2	GER 3.7	CHN 4.4	NOR 4.7	SWE 4.8	BRA 5.5
Win Rate	USA 75%	GER 72%	NOR 65%	SWE 62%	BRA 58%	CHN 54%
Wins	USA 27	GER 23	NOR 20	SWE 18	BRA 15	CHN 13
3 or more Goals scored	USA 20	GER 15	BRA 11	NOR 11	CHN 9	SWE 6
Matches Played	USA 36	GER 32	NOR 31	SWE 29	BRA 26	CHN 24
Minutes Played	USA 3'330	GER 2'918	NOR 2'850	SWE 2'648	BRA 2'430	CHN 2'220
Minutes per Goal	GER 32	USA 34	NOR 37	BRA 44	CHN 46	SWE 49
Goals scored	USA 98	GER 91	NOR 77	BRA 55	SWE 54	CHN 48

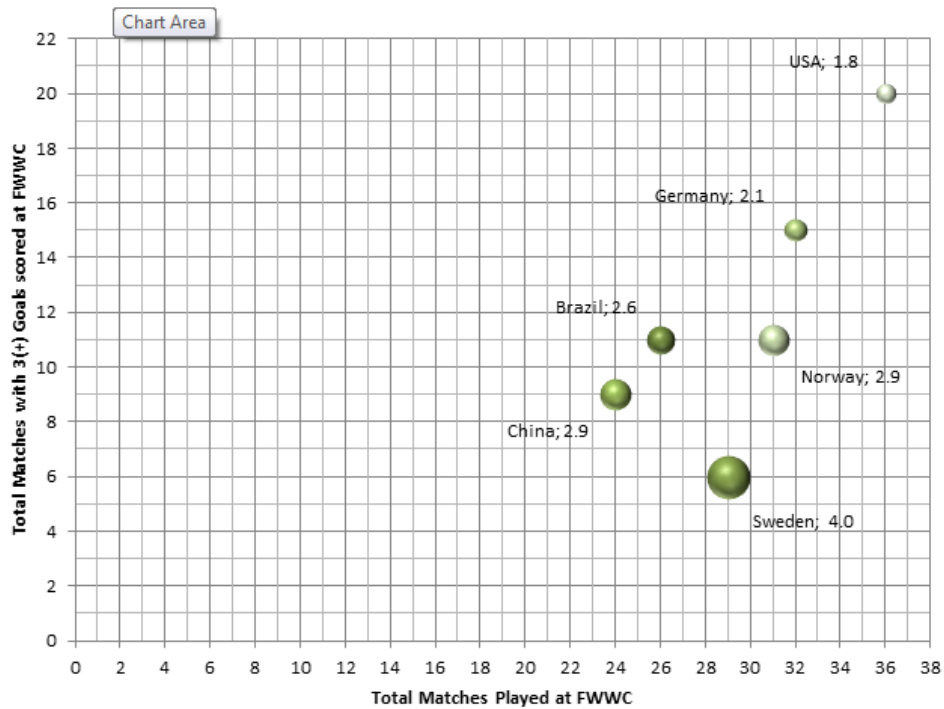
Total Win Rate at FWWC [%]



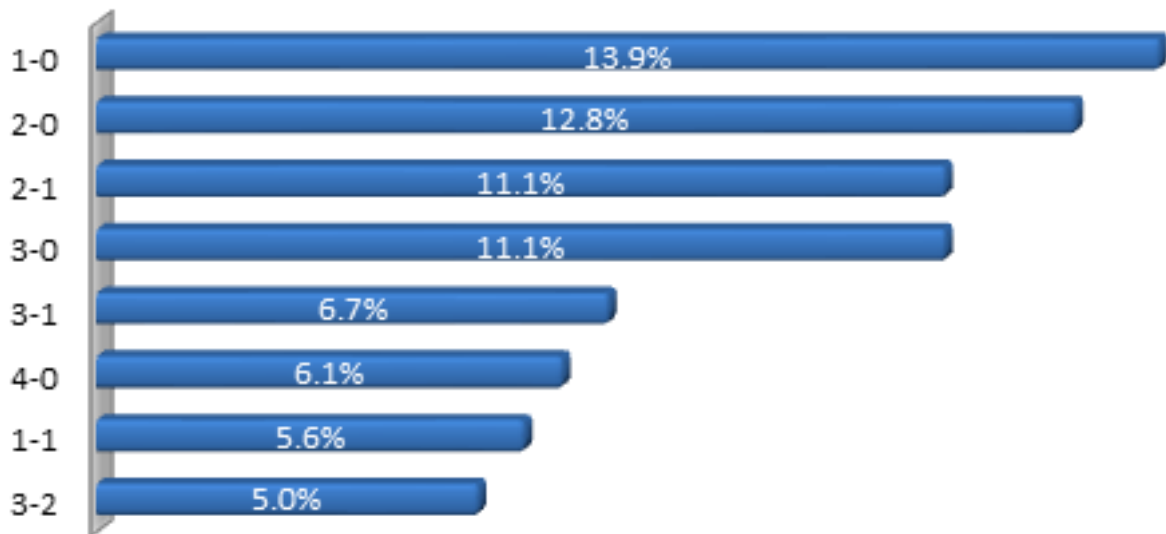
Total Goal ratio at FWWC [Min./Goal]



High scoring Matches (HSM) Rate at FWWC [Matches/HSM]



Most Frequent Results in the FIFA Women's World Cup



Results by year/competition (teams in bold indicate those through to next stage or ultimate winners)

FIFA Women's World Cup Germany 2011™

First Stage - Group A / Germany – Canada – Nigeria - France						
Date	Match	Result	Referee	City	Match	Time
26.06.2011	Germany - Canada	2:1 (2:0)	MELKSHAM Jacqui, AUS	BERLIN	1	18:00
26.06.2011	Nigeria - France	0:1 (0:0)	SEITZ Kari, USA	SINSHEIM	2	15:00
30.06.2011	Germany - Nigeria	1:0 (0:0)	CHA Sung Mi, KOR	FRANKFURT/MAIN	9	20:45
30.06.2011	Canada - France	0:4 (0:1)	FUKANO Etsuko, JPN	BOCHUM	10	18:00
05.07.2011	France - Germany	2:4 (0:2)	HEIKKINEN Kirsi, FIN	MOENCHENGLADBACH	17	20:45
05.07.2011	Canada - Nigeria	0:1 (0:0)	VULIVULI Finau, FIJ	DRESDEN	18	20:45
Group B / Japan – New Zealand – Mexico - England						
27.06.2011	Japan - New Zealand	2:1 (1:1)	HEIKKINEN Kirsj, FIN	BOCHUM	3	15:00
27.06.2011	Mexico - England	1:1 (1:1)	REYES Silvia, PER	WOLFSBURG	4	18:00
01.07.2011	Japan - Mexico	4:0 (3:0)	PEDERSEN Christina, NOR	LEVERKUSEN	11	15:00
01.07.2011	New Zealand - England	1:2 (1:0)	NEGUEL Therese, CMR	DRESDEN	12	18:15
05.07.2011	England - Japan	2:0 (1:0)	CHENARD Carol Anne, CAN	AUGSBURG	19	18:15
05.07.2011	New Zealand - Mexico	2:2 (0:2)	PALMQVIST Jenny, SWE	SINSHEIM	20	18:15
Group C / USA – Korea DPR – Colombia - Sweden						
28.06.2011	USA - Korea DPR	2:0 (0:0)	STEINHAUS Bibiana, GER	DRESDEN	5	18:15
28.06.2011	Colombia - Sweden	0:1 (0:0)	CHENARD Carol Anne, CAN	LEVERKUSEN	6	15:00
02.07.2011	USA - Colombia	3:0 (1:0)	DAMKOVA Dagmar, CZE	SINSHEIM	13	18:00
02.07.2011	Korea DPR - Sweden	0:1 (0:0)	ALVAREZ Estela, ARG	AUGSBURG	14	14:00
06.07.2011	Sweden - USA	2:1 (2:0)	FUKANO Etsuko, JPN	WOLFSBURG	21	20:45
06.07.2011	Korea DPR - Colombia	0:0	PEDERSEN Christina, NOR	BOCHUM	22	20:45
Group D / Brazil – Australia – Norway – Equatorial Guinea						
29.06.2011	Brazil - Australia	1:0 (0:0)	PALMQVIST Jenny, SWE	MOENCHENGLADBACH	7	18:15
29.06.2011	Norway - Equatorial Guinea	1:0 (0:0)	ALVARADO Quetzalli, MEX	AUGSBURG	8	15:00
03.07.2011	Brazil - Norway	3:0 (1:0)	SEITZ Kari, USA	WOLFSBURG	15	18:15
03.07.2011	Australia - Equatorial Guinea	3:2 (1:1)	GAAL Gyoengy, HUNi	BOCHUM	16	14:00
06.07.2011	Equatorial Guinea - Brazil	0:3 (0:0)	STEINHAUS Bibiana, GER	FRANKFURT/MAIN	23	18:00
06.07.2011	Australia - Norway	2:1 (0:0)	ALVAREZ Estela, ARG	LEVERKUSEN	24	18:00
Quarter-final / Germany – Japan – England – France – Sweden – Australia - Brazil - USA						
09.07.2011	Germany - Japan	0:1 AET	ALVARADO Quetzalli, MEX	WOLFSBURG	25	20:45
09.07.2011	England - France	1:1 AET (1:1, 0:0) PSO 3:4	PALMQVIST Jenny, SWE	LEVERKUSEN	26	18:00
10.07.2011	Sweden - Australia	3:1 (2:1)	REYES Silvia, PER	AUGSBURG	27	13:00
10.07.2011	Brazil - USA	2:2 AET (1:1, 0:1) PSO 3:5	MELKSHAM Jacqui, AUS	DRESDEN	28	17:30
Semi-final / Japan – Sweden – France - USA						
13.07.2011	Japan - Sweden	3:1 (1:1)	CHENARD Carol Anne, CAN	FRANKFURT/MAIN	29	20:45
13.07.2011	France - USA	1:3 (0:1)	HEIKKINEN Kirsi, FIN	MOENCHENGLADBACH	30	18:00
Match for third place / Sweden - France						
16.07.2011	Sweden - France	2:1 (1:0)	SEITZ Kari, USA	SINSHEIM	31	17:30
Final / Japan - USA						
17.07.2011	Japan - USA	2:2 AET (1:1, 0:0) PSO 3:1	STEINHAUS Bibiana, GER	FRANKFURT/MAIN	32	20:45

FIFA Women's World Cup China 2007

Date	Match	Result	Referee	City	Match No	Time
Group Matches - Group A		GER, ARG, JAP, ENG				
10.09.2007	Germany - Argentina	11:0 (5:0)	Tammy OGSTON, AUS	SHANGHAI	1	20:00
11.09.2007	Japan - England	2:2 (0:0)	Kari SEITZ, USA	SHANGHAI	2	20:00
14.09.2007	Argentina - Japan	0:1 (0:0)	Dagmar DAMKOVA, CZE	SHANGHAI	9	17:00
14.09.2007	England - Germany	0:0	Jenny PALMQVIST, SWE	SHANGHAI	10	20:00
17.09.2007	Germany - Japan	2:0 (1:0)	Adriana CORREA, COL	HANGZHOU	17	20:00
17.09.2007	England - Argentina	6:1 (2:0)	Dianne FERREIRA-JAMES, GUY	CHENGDU	18	20:00
Group Matches - Group B		USA, PRK, NGA, SWE				
11.09.2007	USA - Korea DPR	2:2 (0:0)	Nicole PETIGNAT, SUI	CHENGDU	3	17:00
11.09.2007	Nigeria - Sweden	1:1 (0:0)	NIU Huijun, CHN	CHENGDU	4	20:00
14.09.2007	Sweden - USA	0:2 (0:1)	Gyoengyi GAAL, HUN	CHENGDU	11	17:00
14.09.2007	Korea DPR - Nigeria	2:0 (2:0)	Tammy OGSTON, AUS	CHENGDU	12	20:00
18.09.2007	Nigeria - USA	0:1 (0:1)	Mayumi OIWA, JPN	SHANGHAI	19	20:00
18.09.2007	Korea DPR - Sweden	1:2 (1:1)	Christine BAITINGER, GER	TIANJIN	20	20:00
Group Matches - Group C		GHA, AUS, NOR, CAN				
12.09.2007	Ghana - Australia	1:4 (0:1)	Adriana CORREA, COL	HANGZHOU	5	17:00
12.09.2007	Norway - Canada	2:1 (0:1)	Christine BAITINGER, GER	HANGZHOU	6	20:00
15.09.2007	Canada - Ghana	4:0 (1:0)	Nicole PETIGNAT, SUI	HANGZHOU	13	17:00
15.09.2007	Australia - Norway	1:1 (0:1)	NIU Huijun, CHN	HANGZHOU	14	20:00
20.09.2007	Norway - Ghana	7:2 (3:0)	Jennifer BENNETT, USA	HANGZHOU	21	17:00
20.09.2007	Australia - Canada	2:2 (0:1)	Gyoengyi GAAL, HUN	CHENGDU	22	17:00
Group Matches - Group D		NZL, BRA, CHN, DEN				
12.09.2007	New Zealand - Brazil	0:5 (0:1)	Pannipar KAMNUENG, THA	WUHAN	7	17:00
12.09.2007	China PR - Denmark	3:2 (1:0)	Dianne FERREIRA-JAMES, GUY	WUHAN	8	20:00
15.09.2007	Denmark - New Zealand	2:0 (0:0)	Mayumi OIWA, JPN	WUHAN	15	17:00
15.09.2007	Brazil - China PR	4:0 (1:0)	Jennifer BENNETT, USA	WUHAN	16	20:00
20.09.2007	China PR - New Zealand	2:0 (0:0)	Dagmar DAMKOVA, CZE	TIANJIN	23	20:00
20.09.2007	Brazil - Denmark	1:0 (0:0)	Kari SEITZ, USA	HANGZHOU	24	20:00
Quarter-finals						
22.09.2007	Germany - Korea DPR	3:0 (1:0)	Tammy OGSTON, AUS	WUHAN	25	17:00
22.09.2007	USA - England	3:0 (0:0)	Jenny PALMQVIST, SWE	TIANJIN	26	20:00
23.09.2007	Norway - China PR	1:0 (1:0)	Gyoengyi GAAL, HUN	WUHAN	27	17:00
23.09.2007	Brazil - Australia	3:2 (2:1)	Christine BAITINGER, GER	TIANJIN	28	20:00
Semi-finals						
26.09.2007	Germany - Norway	3:0 (1:0)	Dagmar DAMKOVA, CZE	TIANJIN	29	20:00
27.09.2007	USA - Brazil	0:4 (0:2)	Nicole PETIGNAT, SUI	HANGZHOU	30	20:00
Match for third place						
30.09.2007	Norway - USA	1:4 (0:1)	Gyoengyi GAAL, HUN	SHANGHAI	31	17:00
Final						
30.09.2007	Germany - Brazil	2:0 (0:0)	Tammy OGSTON, AUS	SHANGHAI (CHN)	32	20:00

FIFA Women's World Cup USA 2003

Date	Match	Result	Referee	City	Match No	Time
Group Matches - Group A		NGA, PRK, USA, SWE				
20.09.2003	Nigeria - Korea DPR	0:3 (0:1)	Nicole PETIGNAT, SUI	PHILADELPHIA	2	14:45
21.09.2003	USA - Sweden	3:1 (2:0)	Dongqing ZHANG, CHN	WASHINGTON DC	5	12:30
25.09.2003	Sweden - Korea DPR	1:0 (1:0)	Tammy OGSTON, AUS	PHILADELPHIA	13	16:45
25.09.2003	USA - Nigeria	5:0 (2:0)	Florencia ROMANO, ARG	PHILADELPHIA	14	19:31
28.09.2003	Sweden - Nigeria	3:0 (0:0)	Sonia DENONCOURT, CAN	COLUMBUS	21	13:00
28.09.2003	Korea DPR - USA	0:3 (0:1)	Sueli TORTURA, BRA	COLUMBUS	22	15:45
Group Matches - Group B		NOR, FRA, BRA, KOR				
20.09.2003	Norway - France	2:0 (0:0)	Kari SEITZ, USA	PHILADELPHIA	1	12:00
21.09.2003	Brazil - Korea Republic	3:0 (1:0)	Tammy OGSTON, AUS	WASHINGTON DC	6	15:15
24.09.2003	Norway - Brazil	1:4 (1:2)	Xonam AGBOYI, TOG	WASHINGTON DC	9	17:01
24.09.2003	France - Korea Republic	1:0 (0:0)	Dongqing ZHANG, CHN	WASHINGTON DC	10	19:45
27.09.2003	Korea Republic - Norway	1:7 (0:4)	Tammy OGSTON, AUS	FOXBORO/BOSTON	17	12:45
27.09.2003	France - Brazil	1:1 (0:0)	Cristina IONESCU, ROU	WASHINGTON DC	19	12:45
Group Matches - Group C		GER, CAN, JAP, ARG				
20.09.2003	Germany - Canada	4:1 (1:1)	IM Eun Ju, KOR	COLUMBUS	3	17:45
20.09.2003	Japan - Argentina	6:0 (2:0)	Kateriina ELOVIRTA, FIN	COLUMBUS	4	20:30
24.09.2003	Germany - Japan	3:0 (2:0)	Sueli TORTURA, BRA	COLUMBUS	11	17:45
24.09.2003	Canada - Argentina	3:0 (1:0)	Nicole PETIGNAT, SUI	COLUMBUS	12	20:30
27.09.2003	Canada - Japan	3:1 (1:1)	IM Eun Ju, KOR	FOXBORO/BOSTON	18	15:30
27.09.2003	Argentina - Germany	1:6 (0:4)	Bola ABIDOYE, NGA	WASHINGTON DC	20	15:30
Group Matches - Group D		AUS, RUS, CHN, GHA				
21.09.2003	Australia - Russia	1:2 (1:1)	Bola ABIDOYE, NGA	CARSON/LOS ANGELES	7	17:30
21.09.2003	China PR - Ghana	1:0 (1:0)	Sonia DENONCOURT, CAN	CARSON/LOS ANGELES	8	20:15
25.09.2003	Ghana - Russia	0:3 (0:1)	Kari SEITZ, USA	CARSON/LOS ANGELES	15	16:15
25.09.2003	China PR - Australia	1:1 (0:1)	Kateriina ELOVIRTA, FIN	CARSON/LOS ANGELES	16	19:01
28.09.2003	Ghana - Australia	2:1 (2:0)	Xonam AGBOYI, TOG	PORTLAND	23	17:15
28.09.2003	China PR - Russia	1:0 (1:0)	Florencia ROMANO, ARG	PORTLAND	24	20:00
Quarter -finals						
01.10.2003	USA - Norway	1:0 (1:0)	Nicole PETIGNAT, SUI	FOXBORO/BOSTON	25	19:30
01.10.2003	Brazil - Sweden	1:2 (1:1)	ZHANG Dongqing, CHN	FOXBORO/BOSTON	26	16:30
02.10.2003	Germany - Russia	7:1 (1:0)	IM Eun Ju, KOR	PORTLAND	27	16:30
02.10.2003	China PR - Canada	0:1 (0:1)	Kari SEITZ, USA	PORTLAND	28	19:30
Semi-finals						
05.10.2003	USA - Germany	0:3 (0:1)	Sonia DENONCOURT, CAN	PORTLAND	29	16:36
05.10.2003	Sweden - Canada	2:1 (0:0)	Kateriina ELOVIRTA, FIN	PORTLAND	30	19:30
Match for 3rd place						
11.10.2003	USA - Canada	3:1 (1:1)	Tammy OGSTON, AUS	CARSON/LOS ANGELES	31	12:30
Final						
12.10.2003	Germany - Sweden	2:1 AET (1:1, 0:1)	Cristina IONESCU, ROU	CARSON/LOS ANGELES	32	10:00

FIFA Women's World Cup USA 1999

Date	Match	Result	Referee	City	Match No	Time
Group Matches - Group A		USA, DEN, PRK, NGA				
19.06.1999	USA - Denmark	3:0 (1:0)	Sonia DENONCOURT, CAN	NEW YORK/NEW JERSEY	1	15:00
20.06.1999	Korea DPR - Nigeria	1:2 (0:0)	Kateriina ELOVIRTA, FIN	LOS ANGELES	2	18:30
24.06.1999	USA - Nigeria	7:1 (6:1)	Nicole PETIGNAT, SUI	CHICAGO	9	19:00
24.06.1999	Korea DPR - Denmark	3:1 (2:0)	Martha TORO, COL	PORTLAND	10	18:00
27.06.1999	USA - Korea DPR	3:0 (0:0)	Kateriina ELOVIRTA, FIN	BOSTON	17	19:00
27.06.1999	Nigeria - Denmark	2:0 (1:0)	Maria SIQUEIRA, BRA	WASHINGTON DC	18	16:00
Group Matches - Group B		GER, ITA, BRA, MEX				
20.06.1999	Germany - Italy	1:1 (0:1)	Bola ABIDOYE, NGA	LOS ANGELES	3	16:00
19.06.1999	Brazil - Mexico	7:1 (5:1)	Nicole PETIGNAT, SUI	NEW YORK/NEW JERSEY	4	17:30
24.06.1999	Germany - Mexico	6:0 (2:0)	IM Eun Ju, KOR	PORTLAND	11	20:30
24.06.1999	Brazil - Italy	2:0 (1:0)	Gitte NIELSEN, DEN	CHICAGO	12	17:00
27.06.1999	Germany - Brazil	3:3 (1:2)	IM Eun Ju, KOR	WASHINGTON DC	19	13:30
27.06.1999	Mexico - Italy	0:2 (0:1)	Bola ABIDOYE, NGA	BOSTON	20	16:30
Group Matches - Group C		NOR, RUS, JAP, CAN				
20.06.1999	Norway - Russia	2:1 (1:0)	ZUO Xiudi, CHN	BOSTON	5	16:00
19.06.1999	Japan - Canada	1:1 (0:1)	Maria SIQUEIRA, BRA	SAN JOSE (USA)	6	19:00
23.06.1999	Norway - Canada	7:1 (2:1)	Tammy OGSTON, AUS	WASHINGTON DC	13	18:00
23.06.1999	Japan - Russia	0:5 (0:1)	Sandra HUNT, USA	PORTLAND	14	18:00
26.06.1999	Norway - Japan	4:0 (3:0)	Marisela CONTRERAS, VEN	CHICAGO	21	18:30
26.06.1999	Canada - Russia	1:4 (0:0)	ZUO Xiudi, CHN	NEW YORK/NEW JERSEY	22	12:00
Group Matches - Group D		CHN, SWE, AUS, GHA				
19.06.1999	China PR - Sweden	2:1 (1:1)	Virginia TOVAR, MEX	SAN JOSE (USA)	7	17:00
20.06.1999	Australia - Ghana	1:1 (0:0)	Kari SEITZ, USA	BOSTON	8	19:30
23.06.1999	China PR - Ghana	7:0 (3:0)	Elke GUENTHNER, GER	PORTLAND	15	20:30
23.06.1999	Australia - Sweden	1:3 (1:2)	Fatou GAYE, SEN	WASHINGTON DC	16	20:30
26.06.1999	China PR - Australia	3:1 (1:0)	Sandra HUNT, USA	NEW YORK/NEW JERSEY	23	14:30
26.06.1999	Ghana - Sweden	0:2 (0:0)	Sonia DENONCOURT, CAN	CHICAGO	24	16:00
Quarter-finals						
01.07.1999	USA - Germany	3:2 (1:2)	Martha TORO, COL	WASHINGTON DC	25	19:00
01.07.1999	Brazil - Nigeria	4:3 AET (3:3, 3:0)	Virginia TOVAR, MEX	WASHINGTON DC	26	21:30
30.06.1999	Norway - Sweden	3:1 (0:0)	IM Eun Ju, KOR	SAN JOSE (USA)	27	19:30
30.06.1999	China PR - Russia	2:0 (1:0)	Nicole PETIGNAT, SUI	SAN JOSE (USA)	28	17:00
Semi-finals						
04.07.1999	USA - Brazil	2:0 (1:0)	Kateriina ELOVIRTA, FIN	SAN FRANCISCO	29	13:30
04.07.1999	Norway - China PR	0:5 (0:2)	Sonia DENONCOURT, CAN	BOSTON	30	19:30
Match for 3rd place						
10.07.1999	Brazil - Norway	0:0 AET PSO 5:4	IM Eun Ju, KOR	LOS ANGELES	31	10:15
Final						
10.07.1999	USA - China PR	0:0 AET PSO 5:4	Nicole PETIGNAT, SUI	LOS ANGELES	32	12:50

FIFA Women's World Cup Sweden 1995

Date	Match	Result	Referee	City	Match No	Time
Group Matches - Group A		SWE, BRA, GER, JAP				
05.06.1995	Sweden - Brazil	0:1 (0:1)	Sonia DENONCOURT, CAN	HELSINGBORG	1	18:00
05.06.1995	Germany - Japan	1:0 (1:0)	Petros MATHABELA, RSA	KARLSTAD	2	14:00
07.06.1995	Sweden - Germany	3:2 (0:2)	Linda May BLACK, NZL	HELSINGBORG	7	19:00
07.06.1995	Brazil - Japan	1:2 (1:2)	Catherine Leann HEPBURN, USA	KARLSTAD	8	19:00
09.06.1995	Sweden - Japan	2:0 (0:0)	Petros MATHABELA, RSA	VASTERAS	13	19:00
09.06.1995	Brazil - Germany	1:6 (1:3)	Alain HAMER, LUX	KARLSTAD	14	19:00
Group Matches - Group B		NOR, NGA, ENG, CAN				
06.06.1995	Norway - Nigeria	8:0 (2:0)	Alain HAMER, LUX	KARLSTAD	3	19:00
06.06.1995	England - Canada	3:2 (0:0)	Eva OEDLUND, SWE	HELSINGBORG	4	19:00
08.06.1995	Norway - England	2:0 (2:0)	Eduardo GAMBOA MARTINEZ, CHI	KARLSTAD	9	19:00
08.06.1995	Nigeria - Canada	3:3 (2:1)	Pirom ANPRASERT, THA	HELSINGBORG	10	19:00
10.06.1995	Norway - Canada	7:0 (3:0)	Maria SIQUEIRA, BRA	GAVLE	15	16:00
10.06.1995	Nigeria - England	2:3 (1:3)	Ingrid JONSSON, SWE	KARLSTAD	16	16:00
Group Matches - Group C		USA, CHN, DEN, AUS				
06.06.1995	USA - China PR	3:3 (2:1)	Ingrid JONSSON, SWE	GAVLE	5	19:00
06.06.1995	Denmark - Australia	5:0 (3:0)	Bente SKOGVANG, NOR	VASTERAS	6	19:00
08.06.1995	USA - Denmark	2:0 (1:0)	Mamadouba Engage CAMARA, GUI	GAVLE	11	19:00
08.06.1995	China PR - Australia	4:2 (1:1)	Maria SIQUEIRA, BRA	VASTERAS	12	19:00
10.06.1995	USA - Australia	4:1 (0:0)	Pirom ANPRASERT, THA	HELSINGBORG	17	16:00
10.06.1995	China PR - Denmark	3:1 (1:1)	Eduardo GAMBOA MARTINEZ, CHI	VASTERAS	18	16:00
Quarter-finals						
13.06.1995	Germany - England	3:0 (1:0)	Bente SKOGVANG, NOR	VASTERAS	19	20:15
13.06.1995	Sweden - China PR	1:1 AET (1:1, 0:1) PSO 3:4	Sonia DENONCOURT, CAN	HELSINGBORG	20	20:15
13.06.1995	Japan - USA	0:4 (0:3)	Eduardo GAMBOA MARTINEZ, CHI	GAVLE	21	17:15
13.06.1995	Norway - Denmark	3:1 (1:0)	Pirom ANPRASERT, THA	KARLSTAD	22	17:15
Semi-finals						
15.06.1995	Germany - China PR	1:0 (0:0)	Petros MATHABELA, RSA	HELSINGBORG	23	20:15
15.06.1995	USA - Norway	0:1 (0:1)	Alain HAMER, LUX	VASTERAS	24	17:15
Match for 3rd place						
17.06.1995	China PR - USA	0:2 (0:1)	Sonia DENONCOURT, CAN	GAVLE	25	16:00
Final						
18.06.1995	Germany - Norway	0:2 (0:2)	Ingrid JONSSON, SWE	SOLNA	26	18:00

FIFA Women's World Cup China PR 1991

Date	Match	Result	Referee	City	Match No	Time
Group Matches - Group A		CHN, NOR, DEN, NZL				
16.11.1991	China PR - Norway	4:0 (1:0)	Salvador IMPERATORE MARCONE, CHI	GUANGZHOU	1	20:45
17.11.1991	Denmark - New Zealand	3:0 (2:0)	Omer YENGO, CGO	GUANGZHOU	2	19:45
19.11.1991	China PR - Denmark	2:2 (1:1)	Vassilios NIKAKIS, GRE	GUANGZHOU	7	19:45
19.11.1991	Norway - New Zealand	4:0 (3:0)	Salvador IMPERATORE MARCONE, CHI	GUANGZHOU	8	15:30
21.11.1991	China PR - New Zealand	4:1 (3:0)	Gyanu SHRESTHA, NEP	FOSHAN	13	19:45
21.11.1991	Norway - Denmark	2:1 (1:0)	Vadim ZHUK, URS	PANYU	14	19:45
Group Matches - Group B		JAP, BRA, SWE, USA				
17.11.1991	Japan - Brazil	0:1 (0:1)	LU Jun, CHN	FOSHAN	3	19:45
17.11.1991	Sweden - USA	2:3 (0:1)	John TORO RENDON, COL	PANYU	4	19:45
19.11.1991	Japan - Sweden	0:8 (0:6)	Gyanu SHRESTHA, NEP	FOSHAN	9	19:45
19.11.1991	Brazil - USA	0:5 (0:4)	Vadim ZHUK, URS	PANYU	10	19:45
21.11.1991	Japan - USA	0:3 (0:3)	John TORO RENDON, COL	FOSHAN	15	15:30
21.11.1991	Brazil - Sweden	0:2 (0:0)	LU Jun, CHN	PANYU	16	15:30
Group Matches - Group C		TPE, ITA, GER, NGA				
17.11.1991	Chinese Taipei - Italy	0:5 (0:3)	Fethi BOUCETTA, TUN	JIANGMEN	5	19:45
17.11.1991	Germany - Nigeria	4:0 (3:0)	Rafael RODRIGUEZ MEDINA, SLV	JIANGMEN	6	15:30
19.11.1991	Chinese Taipei - Germany	0:3 (0:2)	Fethi BOUCETTA, TUN	ZHONGSHAN	11	19:45
19.11.1991	Italy - Nigeria	1:0 (0:0)	James MC CLUSKEY, SCO	ZHONGSHAN	12	15:30
21.11.1991	Chinese Taipei - Nigeria	2:0 (1:0)	Rafael RODRIGUEZ MEDINA, SLV	JIANGMEN	17	19:45
21.11.1991	Italy - Germany	0:2 (0:0)	James MC CLUSKEY, SCO	ZHONGSHAN	18	19:45
Quarter-finals						
24.11.1991	China PR - Sweden	0:1 (0:1)	John TORO RENDON, COL	GUANGZHOU	19	19:45
24.11.1991	Norway - Italy	3:2 AET (2:2, 1:1)	Rafael RODRIGUEZ MEDINA, SLV	JIANGMEN	20	19:45
24.11.1991	Denmark - Germany	1:2 AET (1:1, 1:1)	Vassilios NIKAKIS, GRE	ZHONGSHAN	21	15:30
24.11.1991	USA - Chinese Taipei	7:0 (4:0)	Omer YENGO, CGO	FOSHAN	22	19:45
Semi-finals						
27.11.1991	Sweden - Norway	1:4 (1:1)	James MCCLUSKEY, ENG	PANYU	23	15:30
27.11.1991	Germany - USA	2:5 (1:3)	Salvador IMPERATORE MARCONE, CHI	GUANGZHOU	24	19:45
Match for 3rd place						
29.11.1991	Sweden - Germany	4:0 (3:0)	Claudia VASCONCELOS, BRA	GUANGZHOU	25	19:45
Final						
30.11.1991	Norway - USA	1:2 (1:1)	Vadim ZHUK, BLR	GUANGZHOU	26	19:45

Women's Olympic Football Tournament overview

Nutshell

Final Competition							
YEAR	COUNTRY	TEAMS	MATCHES	GOALS	Ø	SPECTATORS	Ø
2008	Beijing (CHN)	12	26	66	2.54	740,014	28,462
2004	Athens (GRE)	10	20	55	2.75	208,637	10,432
2000	Sydney (AUS)	8	16	42	2.63	326,215	20,388
1996	Atlanta (USA)	8	16	53	3.31	691,762	43,235
	TOTAL		78	216	2.77	1,966,628	25,213

Ranking by tournament

Women's Olympic Football Tournament: Ranking by tournament 1996-2008													
YEAR	HOST	Gold	Silver	Bronze	4	5	6	7	8	9	10	11	12
2008	Beijing (CHN)	USA	BRA	GER	JPN	CHN	SWE	NOR	CAN	PRK	NZL	ARG/NGA	
2004	Athens (GRE)	USA	BRA	GER	SWE	AUS	NGA	JPN	MEX	CHN	GRE	-	-
2000	Sydney (AUS)	NOR	USA	GER	BRA	CHN	SWE	AUS	NGA	-	-	-	-
1996	Atlanta (USA)	USA	CHN	NOR	BRA	GER	SWE	JPN	DEN	-	-	-	-



BEIJING - AUGUST 21: United States pose on the podium with their Gold medals for the Women's Football on Day 13 of the Beijing 2008 Olympic Games on August 21, 2008 at Worker's Stadium in Beijing, China. (Photo by Cameron Spencer/Getty Images)

Women's Olympic Football Tournament Beijing 2008

Date	Match	Result	Referee	City	Match No	Time
First Stage - Group E		ARG, CAN, CHN, SWE				
06.08.2008	Argentina - Canada	1:2 (0:1)	Christine BAITINGER, GER	TIANJIN	1	17:00
06.08.2008	China PR - Sweden	2:1 (1:1)	HONG Eun Ah, KOR	TIANJIN	2	19:45
09.08.2008	Sweden - Argentina	1:0 (0:0)	Dianne FERREIRA-JAMES, GUY	TIANJIN	7	17:00
09.08.2008	Canada - China PR	1:1 (1:1)	Dagmar DAMKOVA, CZE	TIANJIN	8	19:45
12.08.2008	China PR - Argentina	2:0 (0:0)	Nicole PETIGNAT, SUI	QINHUANGDAO	15	19:45
12.08.2008	Sweden - Canada	2:1 (1:0)	Pannipar KAMNUENG, THA	BEIJING	16	19:45
First Stage - Group F		GER, BRA, PRK, NGA				
06.08.2008	Germany - Brazil	0:0	Kari SEITZ, USA	SHENYANG	3	17:00
06.08.2008	Korea DPR - Nigeria	1:0 (1:0)	Shane DE SILVA, TRI	SHENYANG	4	19:45
09.08.2008	Nigeria - Germany	0:1 (0:0)	Jenny PALMQVIST, SWE	SHENYANG	9	17:00
09.08.2008	Brazil - Korea DPR	2:1 (2:0)	NIU Huijun, CHN	SHENYANG	10	19:45
12.08.2008	Korea DPR - Germany	0:1 (0:0)	Dianne FERREIRA-JAMES, GUY	TIANJIN	13	17:00
12.08.2008	Nigeria - Brazil	1:3 (1:3)	HONG Eun Ah, KOR	BEIJING	14	17:00
First Stage - Group G		JAP, NZL, NOR, USA				
06.08.2008	Japan - New Zealand	2:2 (0:1)	Deidre ZEALAND, RSA	QINHUANGDAO	5	17:00
06.08.2008	Norway - USA	2:0 (2:0)	Nicole PETIGNAT, SUI	QINHUANGDAO	6	19:45
09.08.2008	USA - Japan	1:0 (1:0)	Pannipar KAMNUENG, THA	QINHUANGDAO	11	17:00
09.08.2008	New Zealand - Norway	0:1 (0:1)	Estela ALVAREZ, ARG	QINHUANGDAO	12	19:45
12.08.2008	Norway - Japan	1:5 (1:1)	Shane DE SILVA, TRI	SHANGHAI	17	19:45
12.08.2008	USA - New Zealand	4:0 (2:0)	Dagmar DAMKOVA, CZE	SHENYANG	18	19:45
Second Stage - Quarter-final						
15.08.2008	USA - Canada	2:1 AET (1:1, 1:1)	Jenny PALMQVIST, SWE	SHANGHAI	19	18:00
15.08.2008	Brazil - Norway	2:1 (1:0)	Kari SEITZ, USA	TIANJIN	20	18:00
15.08.2008	Sweden - Germany	0:2 AET	Dagmar DAMKOVA, CZE	SHENYANG	21	21:00
15.08.2008	China PR - Japan	0:2 (0:1)	Christine BAITINGER, GER	QINHUANGDAO	22	21:00
Second Stage - Semi-final						
18.08.2008	Brazil - Germany	4:1 (1:1)	HONG Eun Ah, KOR	SHANGHAI	23	18:00
18.08.2008	Japan - USA	2:4 (1:2)	Nicole PETIGNAT, SUI	BEIJING	24	21:00
Second Stage - Bronze Medal Match						
21.08.2008	Germany - Japan	2:0 (0:0)	Estela ALVAREZ, ARG	BEIJING	25	18:00
Second Stage - Gold Medal Match						
21.08.2008	Brazil - USA	0:1 AET	Dagmar DAMKOVA, CZE	BEIJING	26	21:00

Women's Olympic Football Tournament Athens 2004

Date	Match	Result	Referee	City	Match No	Time
First Stage - Group E		SWE, JAP, NGA				
11.08.2004	Sweden - Japan	0:1 (0:1)	Fatou GAYE, SEN	VOLOS	4	18:00
14.08.2004	Japan - Nigeria	0:1 (0:0)	Dianne FERREIRA-JAMES, GUY	PIRAEUS	5	18:00
17.08.2004	Sweden - Nigeria	2:1 (0:1)	Silvia DE OLIVEIRA, BRA	VOLOS	12	18:00
First Stage - Group F		GER, CHN, MEX				
11.08.2004	Germany - China PR	8:0 (2:0)	Kari SEITZ, USA	PATRAS	2	18:00
14.08.2004	China PR - Mexico	1:1 (1:1)	Cristina IONESCU, ROU	PATRAS	7	18:00
17.08.2004	Germany - Mexico	2:0 (1:0)	Krystyna SZOKOLAI, AUS	PIRAEUS	9	18:00
First Stage - Group G		GRE, USA, BRA, AUS				
11.08.2004	Greece - USA	0:3 (0:2)	Jenny PALMQVIST, SWE	HERAKLIO	1	18:00
11.08.2004	Brazil - Australia	1:0 (1:0)	Christine FRAI, GER	THESSALONIKI	3	18:00
14.08.2004	Greece - Australia	0:1 (0:1)	Bentla D COTH, IND	HERAKLIO	6	18:00
14.08.2004	USA - Brazil	2:0 (0:0)	Dagmar DAMKOVA, CZE	THESSALONIKI	8	18:00
17.08.2004	Greece - Brazil	0:7 (0:2)	Christine FRAI, GER	PATRAS	10	18:00
17.08.2004	USA - Australia	1:1 (0:1)	Cristina IONESCU, ROU	THESSALONIKI	11	18:00
Quarter Finals						
20.08.2004	Germany - Nigeria	2:1 (0:0)	Bentla D COTH, IND	PATRAS	13	18:00
20.08.2004	USA - Japan	2:1 (1:0)	Silvia DE OLIVEIRA, BRA	THESSALONIKI	14	18:00
20.08.2004	Mexico - Brazil	0:5 (0:2)	Fatou GAYE, SEN	HERAKLIO	15	21:00
20.08.2004	Sweden - Australia	2:1 (2:0)	Dagmar DAMKOVA, CZE	VOLOS	16	21:00
Semi finals						
23.08.2004	USA - Germany	2:1 AET (1:1 , 1:0)	Krystyna SZOKOLAI, AUS	HERAKLIO	17	18:00
23.08.2004	Sweden - Brazil	0:1 (0:0)	Dianne FERREIRA-JAMES, GUY	PATRAS	18	21:00
Bronze Medal Match						
26.08.2004	Germany - Sweden	1:0 (1:0)	Kari SEITZ, USA	PIRAEUS	19	18:00
Gold Medal Match						
26.08.2004	USA - Brazil	2:1 AET (1:1 , 1:0)	Jenny PALMQVIST, SWE	PIRAEUS	20	21:00

Women's Olympic Football Tournament Sydney 2000

Date	Match	Result	Referee	City	Match No	Time
First Stage - Group E		AUS, GER, SWE, BRA				
13.09.2000	Australia - Germany	0:3 (0:1)	Bola ABIDOYE, NGA	CANBERRA	1	17:00
13.09.2000	Sweden - Brazil	0:2 (0:1)	Sandra HUNT, USA	MELBOURNE	2	17:00
16.09.2000	Australia - Sweden	1:1 (0:0)	Sonia DENONCOURT, CAN	SYDNEY	5	17:30
16.09.2000	Germany - Brazil	2:1 (2:0)	Martha TORO, COL	CANBERRA	6	17:30
19.09.2000	Australia - Brazil	1:2 (1:0)	Vibeke KARLSEN, NOR	SYDNEY	9	17:30
19.09.2000	Germany - Sweden	1:0 (0:0)	Wendy TOMS, ENG	MELBOURNE	10	17:30
First Stage - Group F		USA, NOR, CHN, NGA				
14.09.2000	USA - Norway	2:0 (2:0)	IM Eun Ju, KOR	MELBOURNE	3	17:30
14.09.2000	China PR - Nigeria	3:1 (2:0)	Martha TORO, COL	CANBERRA	4	17:30
17.09.2000	USA - China PR	1:1 (1:0)	Nicole PETIGNAT, SUI	MELBOURNE	7	17:30
17.09.2000	Norway - Nigeria	3:1 (1:0)	Tammy OGSTON, AUS	CANBERRA	8	17:30
20.09.2000	USA - Nigeria	3:1 (2:0)	IM Eun Ju, KOR	MELBOURNE	11	17:30
20.09.2000	Norway - China PR	2:1 (0:0)	Sonia DENONCOURT, CAN	CANBERRA	12	17:30
Semi finals						
24.09.2000	Germany - Norway	0:1 (0:0)	IM Eun Ju, KOR	SYDNEY	13	17:30
24.09.2000	USA - Brazil	1:0 (0:0)	Nicole PETIGNAT, SUI	CANBERRA	14	17:30
Bronze Medal Match						
28.09.2000	Germany - Brazil	2:0 (0:0)	IM Eun Ju, KOR	SYDNEY	15	17:00
Gold Medal Match						
28.09.2000	Norway - USA	3:2 AET (2:2 , 1:1)	Sonia DENONCOURT, CAN	SYDNEY	16	20:00

Women's Olympic Football Tournament Atlanta 1996

Date	Match	Result	Referee	City	Match No	Time
First Stage - Group E		USA, DEN, SWE, CHN				
21.07.1996	USA - Denmark	3:0 (2:0)	Claudia VASCONCELOS, BRA	ORLANDO	3	16:00
21.07.1996	Sweden - China PR	0:2 (0:2)	Gamal GHANDOUR, EGY	MIAMI	4	16:00
23.07.1996	USA - Sweden	2:1 (1:0)	Bente SKOGVANG, NOR	ORLANDO	7	18:00
23.07.1996	Denmark - China PR	1:5 (0:4)	Benito ARCHUNDIA, MEX	MIAMI	8	18:00
25.07.1996	USA - China PR	0:0	Pierluigi COLLINA, ITA	MIAMI	11	18:30
25.07.1996	Denmark - Sweden	1:3 (0:0)	Claudia VASCONCELOS, BRA	ORLANDO	12	18:30
First Stage - Group F		NOR, BRA, GER, JPN				
21.07.1996	Norway - Brazil	2:2 (1:0)	Jose Maria GARCIA ARANDA, ESP	WASHINGTON DC	1	15:00
21.07.1996	Germany - Japan	3:2 (2:2)	Sonia DENONCOURT, CAN	BIRMINGHAM, AL	2	13:30
23.07.1996	Norway - Germany	3:2 (2:1)	Edward LENNIE, AUS	WASHINGTON DC	5	18:30
23.07.1996	Brazil - Japan	2:0 (0:0)	Ingrid JONSSON, SWE	BIRMINGHAM, AL	6	16:30
25.07.1996	Norway - Japan	4:0 (1:0)	Omar AL MEHANNA, KSA	WASHINGTON DC	9	18:30
25.07.1996	Brazil - Germany	1:1 (0:1)	Sonia DENONCOURT, CAN	BIRMINGHAM, AL	10	18:30
Semi finals						
28.07.1996	China PR - Brazil	3:2 (1:0)	Ingrid JONSSON, SWE	ATHENS, GA	13	15:00
28.07.1996	Norway - USA	1:2 AET (1:1 , 1:0)	Sonia DENONCOURT, CAN	ATHENS, GA	14	17:30
Bronze Medal Match						
01.08.1996	Brazil - Norway	0:2 (0:2)	Ingrid JONSSON, SWE	ATHENS, GA	15	18:00
Gold Medal Match						
01.08.1996	China PR - USA	1:2 (1:1)	Bente SKOGVANG, NOR	ATHENS, GA	16	20:30