

Women's Olympic Football Tournament

Statistical Kit

Statistics, Facts & Figures 1996-2012

FIFA[®]

For the Game. For the World.

Contents

History	3
Roll of Honour.....	3
Medal matches.....	3
Facts you need to know about the Women’s Olympic Football Tournament	4
First ever Women’s Olympic Football facts	5
Nutshell.....	5
Stats and Facts	6
Medals by year.....	6
Medals by team	6
Milestone Goals	6
Hat-tricks.....	6
The Golden Goal.....	6
Players with two or more medals	7
Coaches with two or more participations.....	8
Individuals to participate as player and coach	8
Comparative Statistics	9
Matches ending “After Extra Time” or in “Penalty-Shoot-outs”	9
All-time ranking	10
Ranking by tournament.....	10
Most recurring matches.....	11
Most frequent result	11
Awards	12
Olympic medals and diplomas	12
FIFA awards	12
Top goalscorer of each tournament	12
FIFA Fair Play award winners.....	12
Stadiums since 1996	13
Superlatives - players	14
Superlatives - teams.....	17
Superlatives – coaches	19
Superlatives –referees	20
Graphics.....	21

History

Following the success of the first FIFA Women’s World Cup™ in 1991, the International Olympic Committee introduced women’s football into its programme for the 1996 Atlanta Games. Now very much a prestigious event, some confederations even choose their Olympic representatives based on results at the FIFA Women’s World Cup™. There is no age restriction in the final competition of the Women’s Olympic Football Tournament.

Roll of Honour

Year	Host	Gold medal	Silver medal	Bronze medal	Teams/games
2012	London (GBR)	USA	Japan	Canada	12/26
2008	Beijing (CHN)	USA	Brazil	Germany	12/26
2004	Athens (GRE)	USA	Brazil	Germany	10/20
2000	Sydney (AUS)	Norway	USA	Germany	8/16
1996	Atlanta (USA)	USA	China PR	Norway	8/16

Medal matches

Date	Venue	Gold medal matches	Attendance	Bronze medal matches
09.08.2012	London (GBR)	USA – Japan 2:1	80,203	Canada – France 1:0
21.08.2008	Beijing (CHN)	Brazil - USA 0:1 AET	51,612	Germany - Japan 2:0
26.08.2004	Piraeus (GRE)	USA - Brazil 2:1 AET (1:1, 1:0)	10,416	Germany - Sweden 1:0
28.09.2000	Sydney (AUS)	Norway - USA 3:2 AET (2:2, 1:1)*	22,848	Germany - Brazil 2:0
01.08.1996	Athens, GA (USA)	China PR - USA 1:2	76,489	Brazil - Norway 0:2

*Golden Goal



Team USA, gold medal winners 2012.

Facts you need to know about the Women's Olympic Football Tournament

1	Football became the first team sport to be included in the Olympic Games after it was introduced as an exhibition sport in 1900 and 1904. Women's football was not introduced until the Atlanta 1996 Olympic Games.
2	London 2012 was the fifth Women's Olympic Football Tournament.
3	Regulations for the first two Women's Olympic Football Tournaments events stipulated that players had to be at least 16 years old. However, that rule was abolished for Athens in 2004 and since then no age restriction has applied.
4	A total of 21 national Olympic committees have sent a team to the Women's Olympic Football Tournament, three of which qualified for all five editions: Brazil, Sweden and the USA.
5	The USA have won medals in all five Women's Olympic Football Tournaments: gold in 1996, 2004, 2008 and 2012, and silver in 2000 when they were defeated by Norway 3:2 in extra time.
6	The USA is the only nation to have been in the top three at all FIFA Women's World Cups™ and Women's Olympic Football Tournaments to date. After winning the FIFA Women's World Cup™ in 1999, they also became the only team to hold both titles simultaneously having won the last Olympic title in 1996.
7	In all five tournaments to date, the USA has succeeded in reaching every final match.
8	No Olympic winner has been a reigning FIFA Women's World Cup™ champion.
9	The highest attendance at the Women's Olympic Football Tournament is likely to stand for some time, as a record 80,203 fans packed the Wembley Stadium in London, England to witness the USA defeat Japan 2:1 in 2012.
10	With 740,014 people, Beijing 2008 holds the record for the highest number of spectators at a Women's Olympic Football Tournament. Atlanta 1996 holds the best average record with 43,235 spectators.
11	The highest-scoring Women's Olympic match and the biggest margin of victory is 8:0, the score by which Germany beat China PR in 2004. Eight goals is also the highest goal total for a single team.
12	With twelve goals Cristiane of Brazil is the leading goalscorers at the Women's Olympic Football Tournament. Behind her are Germany's Birgit Prinz with ten goals and the USA's Abby Wambach with nine.
13	Germany's Birgit Prinz is the only player to have scored in four editions of the Women's Olympic Football Tournaments.
14	There have been just four hat-tricks so far in the Women's Olympic Football Tournament: the first by Germany's Birgit Prinz against China PR in Athens 2004, the second and third by Brazil's Cristiane against hosts Greece in Athens 2004 and against Nigeria in 2008 and the third by Canada's Christine Sinclair against the USA in London 2012. Cristiane is the only player to have scored two Olympic hat-tricks.
15	The fastest Olympic goal was scored by the USA's Heather O'Reilly in the 42 nd second of the encounter against New Zealand in 2008.
16	The youngest goalscorer in the history of the Women's Olympic Football Tournament was China PR's Gu Yasha when she scored against Argentina on 12 August 2008 in Beijing aged 17 years and eight months. At 33 years and seven months, Sweden's Lena Videkull remains the oldest goalscorer as she found the net against Denmark on 25 July in Atlanta 1996.
17	The oldest player to date is Brazil's goalkeeper Meg, who was aged 40 when she took part in the play-off for third place in 1996. Aged 16 years and eight months the youngest player is Brazil's Daniela in the 2000 edition, Cameroon's Raissa Feudjio was only a few days older when she played in London 2012.
18	The oldest medal winner is the USA's Christie Rampone who won gold at the age of 37 years and one month in 2012. The youngest medal winner is Brazil's Renata Costa, who picked up a silver medal in 2004 aged 18 years and 49 days.
19	Brazil's Formiga has the most appearances with a record 24 matches. She is closely followed by USA's Christie RAMPONE (22 matches) and Brazil's TANIA (20 matches).
20	Only one player, Brazil's Formiga, has participated in all five Women's Olympic Football Tournaments to date.

First ever Women's Olympic Football facts

... Women's Olympic match

Date	OFT	Match	Result	Spectators	Kick-off
21.07.1996	1996 USA	Germany - Japan	3:2	44,211	13:30

... Women's Olympic goal

Date	OFT	Player	Minute	Match	Kick-off	Result
21.07.1996	1996 USA	Bettina WIEGMANN, GER	5	Germany - Japan	13:30	3:2

... Women's Olympic Golden goal

Date	OFT	Player	Match	Minute	Result	Spectators
28.07.1996	1996 USA	Shannon MacMILLAN, USA	Norway - USA	100	1:2	64,196

... Women's Olympic Penalty

Date	OFT	Player	Match	Result	Minute	Spectators
28.07.1996	1996 USA	Michelle AKERS, USA	Norway - USA	1:2 AET (1:1, 1:0)	76	64,196

... Women's Olympic Expulsion

Date	OFT	Player	Match	Result	Minute	Spectators
21.07.1996	1996 USA	Anna POHJANEN, SWE	Sweden – China PR	0:2	60	46,724

.... Women's Olympic caution

Date	OFT	Player	Match	Kick-off	Result	Minute	Spectators
21.07.1996	1996 USA	Maki HANETA, JPN	Germany - Japan	13:30	3:2	12	44,211

... Women's Olympic Extra time match

Date	OFT	Match	Stage	Result	Spectators	Kick-off
28.07.1996	1996 USA	Norway - USA	Semi-finals	1:2 AET (1:1, 1:0)	64,196	17:30

Nutshell

FINAL COMPETITION							
Year	Host	Teams	Matches	Goals	Ø	Spectators	Ø
2012	Great Britain	12	26	71	2.73	660,986	25,423
2008	China PR	12	26	66	2.54	740,014	28,462
2004	Greece	10	20	55	2.75	208,637	10,432
2000	Australia	8	16	42	2.63	326,215	20,388
1996	USA	8	16	53	3.31	691,762	43,235
	TOTAL		78	216	2.77	1,966,628	25,213

Stats and Facts

Medals by year

	2012	2008	2004	2000	1996
Gold	USA	USA	USA	Norway	USA
Silver	Japan	Brazil	Brazil	USA	China PR
Bronze	Canada	Germany	Germany	Germany	Norway

Medals by team

Team	Gold	Silver	Bronze	Medals total
USA	★★★★	★		5
Norway	★		★	2
Brazil		★★		2
China PR		★		1
Japan		★		1
Germany			★★★	3
Canada			★	1

Milestone Goals

Goal #	Goalscorer	Match	Date	Min.	Venue
1	Bettina WIEGMANN, GER	Germany - Japan	21.07.1996	5	Birmingham, USA
50	Ann Kristin AARONES, NOR	Brazil - Norway	01.08.1996	25	Athens, GA, USA
100	Abby WAMBACH, USA	Greece - USA	11.08.2004	30	Heraklion, Greece
150	Abby WAMBACH, USA	USA - Brazil	26.08.2004	112	Piraeus, Greece
200	Yuki NAGASATO, JPN	China PR - Japan	15.08.2008	80	Qinhuangdao, China PR
250	Elodie THOMIS, FRA	France – Korea DPR	28.07.2012	70	Glasgow, Scotland
287	Yuki OGIMI, JPN	USA - Japan	09.08.2012	63	London, England

Hat-tricks

2	CRISTIANE, BRA				
	12.08.2008	Nigeria - Brazil	1:3	Beijing 2008	3 goals
	17.08.2004	Greece - Brazil	0:7	Athens 2004	3 goals
1	Birgit PRINZ, GER				
	11.08.2004	Germany - China	8:0	Athens 2004	4 goals
1	Christine SINCLAIR, CAN				
	06.08.2012	Canada - USA	3:4	London 2012	3 goals

The Golden Goal

The golden goal rule has now been abolished, but two games at a Women's Olympic Football Tournament have been decided by this method, both of them featuring the USA and Norway. In the 1996 semi-final, MacMillan's golden goal saw the USA through, and four years later Dagny Mellgren sealed gold for Norway.

Players with two or more medals

Player	Gold	Silver	Bronze		Medals total
Christie RAMPONE, USA	2004, 2008, 2012	2000		★ ★ ★ ★	4
Shannon BOXX, USA	2004, 2008, 2012			★ ★ ★ ★	3
Heather MITTS, USA	2004, 2008, 2012			★ ★ ★ ★	3
Heather O REILLY, USA	2004, 2008, 2012			★ ★ ★ ★	3
Hope SOLO, USA	2004, 2008, 2012			★ ★ ★ ★	3
Brandi CHASTAIN, USA	1996, 2004	2000		★ ★ ★ ★	3
Joy FAWCETT, USA	1996, 2004	2000		★ ★ ★ ★	3
Julie FOU DY, USA	1996, 2004	2000		★ ★ ★ ★	3
Mia HAMM, USA	1996, 2004	2000		★ ★ ★ ★	3
Kristine LILLY, USA	1996, 2004	2000		★ ★ ★ ★	3
Shannon MacMILLAN, USA	1996, 2004	2000		★ ★ ★ ★	3
Kate MARKGRAF, USA	2004, 2008	2000		★ ★ ★ ★	3
Cindy PARLOW, USA	1996, 2004	2000		★ ★ ★ ★	3
Briana SCURRY, USA	1996, 2004	2000		★ ★ ★ ★	3
Aly WAGNER, USA	2004, 2008	2000		★ ★ ★ ★	3
Nadine ANGERER, GER			2000, 2004, 2008	★ ★ ★ ★	3
Ariane HINGST, GER			2000, 2004, 2008	★ ★ ★ ★	3
Renate LINGOR, GER			2000, 2004, 2008	★ ★ ★ ★	3
Birgit PRINZ, GER			2000, 2004, 2008	★ ★ ★ ★	3
Sandra SMISEK, GER			2000, 2004, 2008	★ ★ ★ ★	3
Kerstin STEGEMANN, GER			2000, 2004, 2008	★ ★ ★ ★	3
Nicole BARNHART, USA	2008, 2012			★ ★ ★ ★	2
Rachel BUEHLER, USA	2008, 2012			★ ★ ★ ★	2
Lauren CHENEY, USA	2008, 2012			★ ★ ★ ★	2
Tobin HEATH, USA	2008, 2012			★ ★ ★ ★	2
Angela HUCLES, USA	2004, 2008			★ ★ ★ ★	2
Carli LLOYD, USA	2008, 2012			★ ★ ★ ★	2
Amy RODRIGUEZ, USA	2008, 2012			★ ★ ★ ★	2
Tiffany ROBERTS, USA	1996, 2004			★ ★ ★ ★	2
Lindsay TARPLEY, USA	2004, 2008			★ ★ ★ ★	2
Abby WAMBACH, USA	2004, 2012			★ ★ ★ ★	2
Lorrie FAIR, USA	2004	2000		★ ★ ★ ★	2
Tiffeny MILBRETT, USA	1996	2000		★ ★ ★ ★	2
Carla OVERBECK, USA	1996	2000		★ ★ ★ ★	2
Gro ESPESETH, NOR	2000		1996	★ ★ ★ ★	2
Bente NORDBY, NOR	2000		1996	★ ★ ★ ★	2
Marianne PETERSEN, NOR	2000		1996	★ ★ ★ ★	2
Hege RIISE, NOR	2000		1996	★ ★ ★ ★	2
Brit SANDAUNE, NOR	2000		1996	★ ★ ★ ★	2
Kjersti THUN, NOR	2000		1996	★ ★ ★ ★	2
ANDREIA, BRA		2004, 2008		★ ★ ★ ★	2
CRISTIANE, BRA		2004, 2008		★ ★ ★ ★	2
DANIELA, BRA		2004, 2008		★ ★ ★ ★	2
FORMIGA, BRA		2004, 2008		★ ★ ★ ★	2
MARTA, BRA		2004, 2008		★ ★ ★ ★	2
MAYCON, BRA		2004, 2008		★ ★ ★ ★	2
PRETINHA, BRA		2004, 2008		★ ★ ★ ★	2
RENATA COSTA, BRA		2004, 2008		★ ★ ★ ★	2
ROSANA, BRA		2004, 2008		★ ★ ★ ★	2
TANIA, BRA		2004, 2008		★ ★ ★ ★	2
Kerstin GAREFREKES, GER			2004, 2008	★ ★ ★ ★	2
Steffi JONES, GER			2000, 2004	★ ★ ★ ★	2
Sandra MINNERT, GER			2000, 2004	★ ★ ★ ★	2
Anja MITTAG, GER			2004, 2008	★ ★ ★ ★	2
Martina MUELLER, GER			2000, 2004	★ ★ ★ ★	2
Conny POHLERS, GER			2004, 2008	★ ★ ★ ★	2
Silke ROTTENBERG, GER			2000, 2004	★ ★ ★ ★	2
Pia WUNDERLICH, GER			2000, 2004	★ ★ ★ ★	2

Coaches with two or more participations

Number of participations	Name of coach	Tournaments (team coached)
2	Jorge BARCELLOS, BRA	Beijing 2008 (BRA), London 2012 (BRA)
2	Thomas DENNERBY, SWE	Beijing 2008 (SWE), London 2012 (SWE)
2	Marika DOMANSKI-LYFORS, SWE	Sydney 2000 (SWE), Athens 2004 (SWE)
2	Jose DUARTE, BRA	Atlanta 1996 (BRA), Sydney 2000 (BRA)
2	April HEINRICHS, USA	Sydney 2000 (USA), Athens 2004 (USA)
2	John HERDMAN, NZL*	Beijing 2008 (NZL), London 2012 (CAN)
2	Mabo ISMAILA, NGA	Sydney 2000 (NGA), Athens 2004 (NGA)
2	MA Yuanan, CHN	Atlanta 1996 (CHN), Sydney 2000 (CHN)
2	Even PELLERUD, NOR*	Atlanta 1996 (NOR), Beijing 2008 (CAN)
2	Norio SASAKI, JPN	Beijing 2008 (JPN), London 2012 (JPN)
2	Pia SUNDHAGE, SWE	Beijing 2008 (USA), London 2012 (USA)
2	Tina THEUNE, GER	Sydney 2000 (GER), Athens 2004 (GER)

* Only two coaches have coached two different teams: Even Pellerud (NOR) coached Norway in 1996 and Canada in 2008 and John Herdman (NZL) coached New Zealand in 2008 and Canada in 2012.

Individuals to participate as player and coach

Silvia NEID, GER		
2008	Beijing 2008	Coach: 6 matches
1996	Atlanta 1996	Player: 3 matches
Pia SUNDHAGE, SWE		
2012	London 2012	Coach: 6 matches
2008	Beijing 2008	Coach: 6 matches
1996	Atlanta 1996	Player: 3 matches

Comparative Statistics



Goals	Total goals	# Matches	Average
London 2012	71	26	2.73
Beijing 2008	66	26	2.54
Athens 2004	55	20	2.75
Sydney 2000	42	16	2.63
Atlanta 1996	53	16	3.31



Yellow/red cards	Total cards (y/r)	# Matches	Average
London 2012	43 / 1	26	1.65 / 0.04
Beijing 2008	45 / 0	26	1.73 / 0.00
Athens 2004	37 / 1	20	1.85 / 0.05
Sydney 2000	47 / 0	16	2.94 / 0.00
Atlanta 1996	31 / 4	16	1.94 / 0.25

Matches ending "After Extra Time" or in "Penalty-Shoot-outs"

Date	Teams	Competition	Phase	Regular	AET	PSO
06.08.2012	Canada - USA	London 2012	Semi-final	3:3	3:4	-
21.08.2008	Brazil - USA	Beijing 2008	Gold Medal Match	0:0	0:1	-
15.08.2008	USA - Canada	Beijing 2008	Quarter-final	1:1	2:1	-
15.08.2008	Sweden - Germany	Beijing 2008	Quarter-final	0:0	0:2	-
26.08.2004	USA - Brazil	Athens 2004	Gold Medal Match	1:1	2:1	-
23.08.2004	USA - Germany	Athens 2004	Semi-final	1:1	2:1	-
28.09.2000	Norway - USA	Sydney 2000	Gold Medal Match	2:2	3:2	-
28.07.1996	Norway - USA	Atlanta 1996	Semi-final	1:1	1:2	-

FACT

There have been no Penalty shoot-outs in the history of the Women's Olympic Football Tournaments.

All-time ranking

Rank	Team	MP	W	D	L	GF	GA	Pts.	Avg. Pts.	Part.	1996	2000	2004	2008	2012
1	USA	28	23	3	2	58	23	72	2.57	5	1	2	1	1	1
2	Brazil	26	13	3	10	44	26	42	1.62	5	4	4	2	2	6
3	Germany	19	13	2	4	35	15	41	2.16	4	5	3	3	3	
4	Norway	14	9	1	4	26	19	28	2	3	3	1		7	
5	China PR	14	6	4	4	22	22	22	1.57	4	2	5	9	5	
6	Japan	18	6	3	9	22	26	21	1.17	4	7		7	4	2
7	Sweden	19	6	3	10	20	24	21	1.11	5	6	6	4	6	7
8	Canada	10	4	2	4	17	14	14	1.4	2				8	3
9	Great Britain	4	3	0	1	5	2	9	2.25	1					5
10	France	6	3	0	3	11	8	9	1.5	1					4
11	Korea DPR	6	2	0	4	4	9	6	1	2				9	9
12	Australia	7	1	2	4	5	10	5	0.71	2		7	5		
13	New Zealand	7	1	1	5	5	12	4	0.57	2				10	8
14	Nigeria	9	1	0	8	7	18	3	0.33	3		8	6	11	
15	South Africa	3	0	1	2	1	7	1	0.33	1					10
16	Mexico	3	0	1	2	1	8	1	0.33	1			8		
17	Cameroon	3	0	0	3	1	11	0	0	1					12
18	Argentina	3	0	0	3	1	5	0	0	1				11	
19	Colombia	3	0	0	3	0	6	0	0	1					11
20	Denmark	3	0	0	3	2	11	0	0	1	8				
21	Greece	3	0	0	3	0	11	0	0	1			10		

*A win in the all-time ranking is always calculated with 3 points

Legend:

- MP** Matches played
- W** Wins
- D** Draws
- L** Losses
- GF** Goals for
- GA** Goals against
- Pts.** Points
- Avg. Pts.** Average points per match
- Part.** Number of participations in competition

Ranking by tournament

Year	Host	Gold	Silver	Bronze	4	5	6	7	8	9	10	11	12
2012	London (GBR)	USA	JPN	CAN	FRA	GBR	BRA	SWE	NZL	PRK	RSA	COL	CMR
2008	Beijing (CHN)	USA	BRA	GER	JPN	CHN	SWE	NOR	CAN	PRK	NZL	ARG/NGA	
2004	Athens (GRE)	USA	BRA	GER	SWE	AUS	NGA	JPN	MEX	CHN	GRE	-	-
2000	Sydney (AUS)	NOR	USA	GER	BRA	CHN	SWE	AUS	NGA	-	-	-	-
1996	Atlanta (USA)	USA	CHN	NOR	BRA	GER	SWE	JPN	DEN	-	-	-	-

Most recurring matches

Match	Number of occurrences
Brazil - Germany	5: 1996, 2000 (2), 2008 (2)
Brazil - USA	4: 2000, 2004 (2), 2008
Japan - USA	4: 2004, 2008 (2), 2012
Norway -. USA	4: 1996, 2000 (2), 2008
Brazil - Norway	3: 1996 (2), 2008
China PR - USA	3: 1996 (2), 2000
Germany - Sweden	3: 2000, 2004, 2008
Double Encounters	13
Single Encounters	52

Most frequent result

Result	Number of matches ending in this score
2:1	22
1:0	22
2:0	17
1:1	6
3:1	6
3:0	6
3:2	4
0:0	4
2:2	3
5:0	3
4:0	2
5:1	2
4:1	2
4:2	2
7:0	1
8:0	1
4:3	1

Awards

Olympic medals and diplomas

Each of the players of the three top-ranked teams who feature on the official team lists shall receive a medal:


- Olympic champion: an Olympic gold medal and a diploma
- Runner-up: an Olympic silver medal and a diploma
- 3rd place: an Olympic bronze medal and a diploma

These medals and diplomas shall be provided by LOCOG for distribution by the IOC.

Each player of the teams ranked fourth, fifth, sixth, seventh and eighth shall receive a diploma. These diplomas shall be provided by LOCOG for distribution by the IOC.

FIFA awards

The FIFA Fair Play Trophy, a fair play medal and a diploma for each player and official as well as a voucher for football equipment (to be used for youth development and whose exact amount shall be fixed by the relevant FIFA committee) shall go to the teams finishing first in the fair play contests of the men's and women's Tournaments. Since presenting the Fair Play Trophies in the stadium at the end of the men's and women's gold medal matches would contravene Olympic protocol, FIFA shall find another non-Olympic occasion to make these presentations.



Top goalscorer of each tournament

2012		
Christine SINCLAIR, CAN	6 goals	⚽⚽⚽⚽⚽⚽
2008		
CRISTIANE, BRA	5 goals	⚽⚽⚽⚽⚽
2004		
CRISTIANE, BRA	5 goals	⚽⚽⚽⚽⚽
Birgit PRINZ, GER	5 goals	⚽⚽⚽⚽⚽
2000		
SUN Wen, CHN	4 goals	⚽⚽⚽⚽
1996		
PRETINHA, BRA	4 goals	⚽⚽⚽⚽
Ann Kristin AARONES, NOR	4 goals	⚽⚽⚽⚽
Linda MEDALEN, NOR	4 goals	⚽⚽⚽⚽

FIFA Fair Play award winners

Year	FIFA Fair Play
2012	USA
2008	China PR
2004	Sweden/Japan
2000	Germany
1996	USA

Stadiums since 1996

Year/host country

2012 London

London (final)
Cardiff
Coventry
Glasgow
Manchester
Newcastle

2008 Beijing

Beijing (final)
Qinhuangdao
Shanghai
Shenyang
Tianjin

2004 Athens

Piraeus (final)
Heraklion
Patras
Thessaloniki
Volos

2000 Sydney

Sydney (final)
Canberra
Melbourne
Sydney

1996 Atlanta

Athens, GA (final)
Birmingham
Miami
Orlando
Washington DC

Cities/Stadiums

6/6

Wembley Stadium
Millennium Stadium
City of Coventry Stadium
Hampden Park
Old Trafford Stadium
St James' Park

5/5

Workers' Stadium
Qinhuangdao Olympic Sports Center Stadium
Shanghai Stadium
Shenyang Olympic Sports Center Stadium
Tianjin Olympic Sports Center Stadium

5/5

Karaiskaki
Pankritio Stadium
Pampeloponnisiako Stadium
Kaftanzoglio Stadium
Panthessaliko Stadium

3/3

Soccer Stadium
Canberra Stadium
Melbourne Cricket Ground
Sydney Soccer Stadium

5/5

Sanford Stadium
Legion Field
Orange Bowl
Citrus Bowl
RFK Stadium

Superlatives - players

Average age of all players

Average age of all players	Average age (yy/mm)
London 2012	25/07
Beijing 2008	24/10
Athens 2004	24/08
Sydney 2000	25/00
Atlanta 1996	25/04

Oldest and youngest gold medalists

Youngest medalist (yy/mm)	Oldest medalist (yy/mm)
18/02 – Cindy PARLOW (USA) - Atlanta 1996	37/01 – Christie RAMPONE (USA) – London 2012

Youngest/oldest player

Y/o player	Age	Popular name	Date of birth	Competition
Youngest	16/08	DANIELA, BRA Raissa FEUDJIO, CMR	12.01.1984	Sydney 2000 London 2012
Oldest	40/07	MEG, BRA	29.10.1995	Atlanta 1996

Youngest/oldest goalscorer

Y/o scorers	Age	Popular name	Date of birth	Result	Match	Date	Competition
Youngest	17/08	GU Yasha, CHN	28.11.1990	2:0	China PR - Argentina	12.08.2008	Beijing 2008
Oldest	33/07	Lena VIDEKULL, SWE	09.12.1962	1:3	Denmark - Sweden	25.07.1996	Atlanta 1996

Most matches by player

Number of matches	Player	Matches: competition
24	FORMIGA, BRA	5: 1996; 5: 2000; 6: 2004; 5: 2008; 3: 2012
22	Christie RAMPONE, USA	5: 2000; 5: 2004; 6: 2008; 6: 2012
20	TANIA, BRA	4: 1996; 4: 2000; 6: 2004; 6: 2008
19	Birgit PRINZ, GER	3: 1996; 5: 2000; 5: 2004; 6: 2008
18	PRETINHA, BRA	5: 1996; 5: 2000; 6: 2004; 2: 2008
18	Kerstin STEGEMANN, GER	3: 1996; 4: 2000; 5: 2004; 6: 2008
17	DANIELA, BRA	5: 2000; 6: 2004; 6: 2008
17	Homare SAWA, JPN	3: 1996; 3: 2004; 6: 2008; 5: 2012
16	<i>7 players with 16 matches</i>	

Players with the most competitions

Number of competitions	Player	Competition
5	FORMIGA, BRA	1996, 2000, 2004, 2008, 2012
4	ANDREIA, BRA	2000, 2004, 2008, 2012
4	PRETINHA, BRA	1996, 2000, 2004, 2008
4	TANIA, BRA	1996, 2000, 2004, 2008
4	Renate LINGOR, GER	1996, 2000, 2004, 2008
4	Birgit PRINZ, GER	1996, 2000, 2004, 2008
4	Christie RAMPONE, USA	2000, 2004, 2008, 2012
4	ROSANA, BRA	2000, 2004, 2008, 2012
4	Homare SAWA, JPN	1996, 2004, 2008, 2012
4	Kerstin STEGEMANN, GER	1996, 2000, 2004, 2008

Players with most goals combined from all tournaments

Number of goals	Player	Tournament and number of goals
12	CRISTIANE, BRA	5: 2004; 5: 2008; 2: 2012
10	Birgit PRINZ, GER	1:1996; 3: 2000; 5: 2004; 1: 2008
9	Abby WAMBACH, USA	4: 2004; 5: 2012
8	MARTA, BRA	3: 2004; 3: 2008; 2: 2012
8	PRETINHA, BRA	4: 1996; 1: 2000; 3: 2004
7	Christine SINCLAIR, CAN	2: 2008; 5: 2012
6	Carli LLOYD, USA	2: 2008; 4: 2012
5	Mia HAMM, USA	1: 1996; 2: 2000; 2: 2004
5	Tiffeny MILBRETT, USA	2: 1996; 3: 2000
5	Lotta SCHELIN, SWE	3: 2008; 2: 2012
5	SUN Wen, CHN	1: 1996; 4: 2000
5	Melissa TANCREDI, CAN	1: 2008; 4: 2012

Most goals in one match

Number of goals	Player	Match
4	Birgit PRINZ (GER)	v.CHN (2004)
3	CRISTIANE (BRA)	v. GRE (2004), v.NGA (2008)
3	Christine SINCLAIR (CAN)	v. USA (2012)

Fastest substitutions (top 3)

Min.	Player out	Player in	Date	Match	Competition
4'	Anne TONNESSEN, NOR	Kristin BEKKEVOLD, NOR	17.09.2000	Norway - Nigeria	Sydney 2000
10'	Marie KNUTSEN, NOR	Guro KNUTSEN, NOR	12.08.2008	Norway - Japan	Beijing 2008
13'	RENATA COSTA, BRA	GRAZIELLE, BRA	11.08.2004	Brazil - Australia	Athens 2004

Fastest red card

Min.	Player	Date	Match	Year	Competition	Type
43'	TANIA, BRA	28.07.1996	China PR - Brazil	1996	Atlanta 1996	2YR
60'	Anna POHJANEN, SWE	21.07.1996	Sweden – China PR	1996	Atlanta 1996	RED

Fastest yellow card

Min.	Player	Date	Match	Year	Competition
3'	Anita ASANTE, GBR	25.07.2012	Great Britain – New Zealand	2012	London 2012
6'	MANIE Christine, CMR	25.07.2012	Cameroon - Brazil	2012	London 2012

Fastest goals

Min.	Sec.	Player	Date	Match	Year
0'	42"	Heather O REILLY, USA	12.08.2008	USA - New Zealand	2008
2'		Leni LARSEN KAURIN, NOR	06.08.2008	Norway - USA	2008
2'		Stephanie HOUGHTON, GBR	31.07.2012	Great Britain - Brazil	2012
4'		Pia WUNDERLICH, GER	25.07.1996	Brazil - Germany	1996
4'		Melissa WIJK, NOR	06.08.2008	Norway - USA	2008
5'		Bettina WIEGMANN, GER	21.07.1996	Germany - Japan	1996
5'		Ann Kristin AARONES, NOR	23.07.1996	Norway - Germany	1996
5'		SUN Qingmei, CHN	28.07.1996	China PR - Brazil	1996
5'		Tiffeny MILBRETT, USA	28.09.2000	Norway - USA	2000
5'		Elodie THOMIS, FRA	31.07.2012	France - Colombia	2012



Fastest goals in a Gold medal match

Min.	Sec.	Player	Date	Match	Year
5'		Tiffeny MILBRETT (USA)	28.09.2000	Norway - USA	2000
8'		Carli LLOYD (USA)	09.08.2012	USA - Japan	2012
19'		Shannon MacMILLAN (USA)	01.09.1996	China PR - USA	1996

Minutes without conceding a goal by goalkeeper

Minutes	Player	Year
433	Nadine ANGERER, GER	2008
368	Hope SOLO, USA	2012
329	Silke ROTTENBERG, GER	2000-2004
322	ANDREIA, BRA	2004
320	Briana SCURRY, USA	1996 -2004

Most clean sheets per goalkeeper

Number of clean sheets	Player	Year
8	ANDREIA, BRA	2000-2012
6	Silke ROTTENBERG, GER	2000-2004
6	Hope SOLO, USA	2008-2012
5	Nadine ANGERER, GER	2008
4	Briana SCURRY, USA	1996-2004

Superlatives - teams

Most participations by team

Number of participations	Teams
5	Brazil, Sweden, USA
4	China PR, Germany, Japan
3	Nigeria, Norway
2	Australia, Canada, Korea DPR, New Zealand
1	Argentina, Cameroon, Colombia, Denmark, France, Greece, Great Britain, Mexico, South Africa

Most matches by team

Number of matches played	Team
28	USA
26	Brazil
19	Germany
19	Sweden
18	Japan

Most matches won by team (top 3)

Number of matches won	Team
23	USA
13	Brazil
13	Germany

Highest scoring matches

Score	Result	Match	Date	Competition
8	8:0	Germany - China PR	11.08.2004	Athens 2004
7	0:7	Greece - Brazil	17.08.2004	Athens 2004
7	3:4	Canada – USA	06.08.2012	London 2012
6	1:5	Denmark - China PR	23.07.1996	Atlanta 1996
6	1:5	Norway - Japan	12.08.2008	Beijing 2008
6	2:4	Japan - USA	18.08.2008	Beijing 2008
6	4:2	USA – France	25.07.2012	London 2012

Biggest margin wins

Result	Match name	Match date	Competition
8:0	Germany - China PR	11.08.2004	Athens 2004
0:7	Greece - Brazil	17.08.2004	Athens 2004
0:5	Mexico - Brazil	20.08.2004	Athens 2004
0:5	Cameroon - Brazil	25.07.2012	London 2012
5:0	France - Korea DPR	28.07.2012	London 2012

Consecutive wins by teams

Number of consecutive wins	Team	Year
11	USA	2008 – present
6	Norway	2000 - 2008
4	Germany	2000 – 2004
4	Brazil	2008

Consecutive clean sheets by teams

Consecutive clean sheets	Team	Year
5	Germany	2004-2008
3	Germany	2000-2004
3	Brazil	2004
3	USA	2012
3	Japan	2012
3	Great Britain	2012

Most goals by team (top 5)

Number of goals	Team
58	USA
44	Brazil
35	Germany
26	Norway
22	China PR
22	Japan

Most goals in a tournament

Number of goals	Team (competition)
16	USA (2012)
15	Brazil (2004)
14	Germany (2004)
12	Norway (1996); USA (2004, 2008); Canada (2012)
11	China PR (1996); Brazil (2008); Japan (2008); France (2012)

Most penalties by team

Number of penalties	Team
4	USA (including one not converted)
2	Nigeria
2	Norway

Youngest/oldest teams

Oldest team			Youngest team		
28/06	USA	2012	20/07	Korea DPR	2012

Most yellow cards in a match

Number of yellow cards	Teams (number of cards)	Year
8	USA (4) –BRA (4)	2000
6	GER (3) – BRA (3)	2000
5	GRE (3) – BRA (2)	2004
5	MEX (3) – BRA (2)	2004
5	BRA (3) – GER (2)	2008
5	BRA (3) – PRK (2)	2008
5	USA (1) – PRK (4)	2012

Most red card in a match

Number of red cards	Teams (number of cards)	Year
2	CHN (1) - BRA (1)	1996

Superlatives – coaches

Youngest/oldest coach

Y/o	Age	Popular name	Date of birth	Result	Match	Date	Competition
Youngest	33/00	John HERDMAN, NZL	19.07.1975	2:2	Japan – New Zealand	06.08.2008	Beijing 2008
Oldest	67/01	Joseph LADIPO, NGA	10.07.1941	1:3	Nigeria - Brazil	12.08.2008	Beijing 2008

Coached more than one country

Coach	Tournaments – (team coached)
Even PELLERUD, NOR	Atlanta 1996 - (Norway); Beijing 2008 - (Canada)
John HERDMAN, NZL	Beijing 2008 (New Zealand), London 2012 (Canada)

Most matches as coach

Number of matches	Coach	Matches: Competition
12	Norio SASAKI, JPN	6:2008; 6:2012
12	Pia SUNDHAGE, SWE	6:2008; 6:2012
11	April HEINRICHS, USA	5: 2000, 6:2004
10	Tina THEUNE, GER	5:2000, 5:2004
10	Jose DUARTE, BRA	5:1996, 5:2000

Champion coaches

Tournament	Winning coach	Winning team
London 2012	Pia SUNDHAGE, SWE	USA
Beijing 2008	Pia SUNDHAGE, SWE	USA
Athens 2004	April HEINRICHS, USA	USA
Sydney 2000	Per-Mathias HAGMO, NOR	Norway
Atlanta 1996	Tony DiCICCO, USA	USA

Superlatives –referees

Youngest/oldest referee

Y/o referee	Age	Popular name	Date of birth	Result	Match	Date	Competition
Youngest	26/02	Ana DA SILVA OLIVEIRA, BRA	25.05.1978	2:1	Sweden - Nigeria	17.08.2004	Athens 2004
Oldest	42/09	Jenny PALMQVIST, SWE	02.11.1969	1:0	Canada - France	09.08.2012	London 2012

Referees with the most participations

Number of participations	Referee	Participations
3	Kari SEITZ, USA	Athens 2004, Beijing 2008; London 2012
3	Jenny PALMQVIST, SWE	Athens 2004, Beijing 2008, London 2012

Refereed most matches out of all tournaments

Number of matches	Referee	Matches: Tournament
7	Jenny PALMQVIST, SWE	2: 2004; 2:2008, 3:2012
6	Dagmar DAMKOVA, CZE	2: 2004; 4: 2008
6	Sonia DENONCOURT, CAN	3: 1996; 3: 2000
5	Nicole PETIGNAT, SUI	2: 2000; 3: 2008
5	Kari SEITZ, USA	2: 2004; 2:2008; 1:2012

Refereed most matches in a tournament

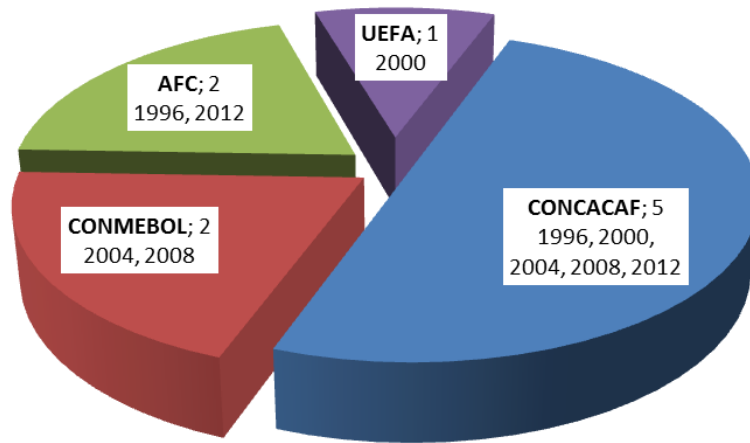
Number of matches	Referee	Tournaments
4	Dagmar DAMKOVA, CZE	Beijing 2008
4	IM Eun Ju, KOR	Sydney 2000

Gold medal match referees

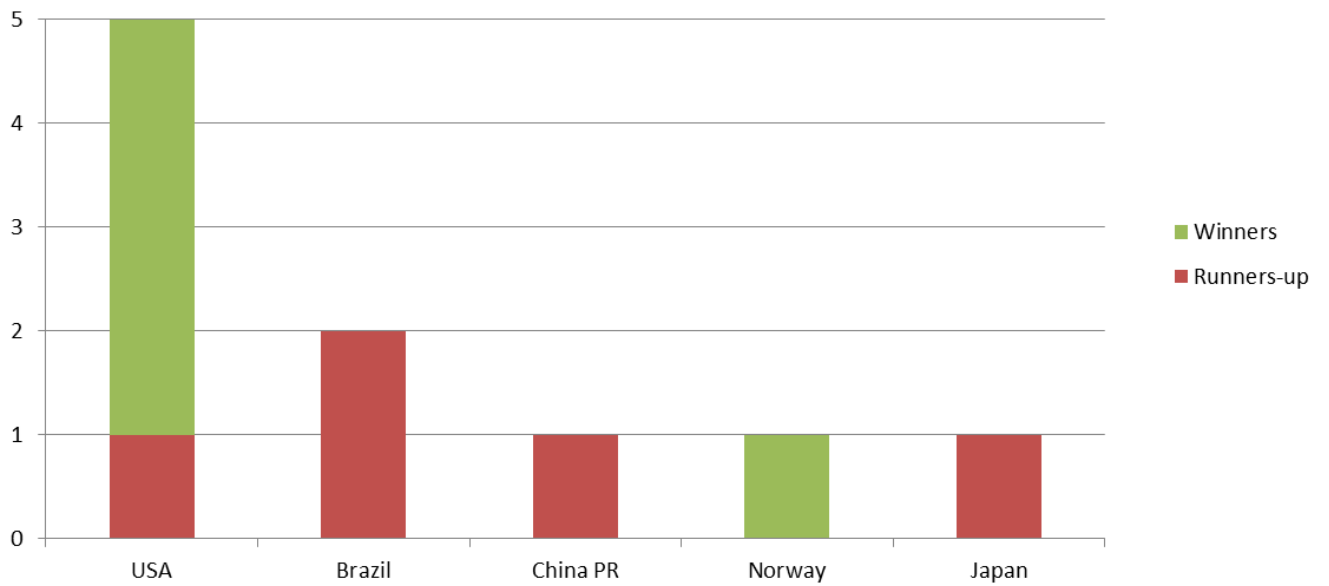
Tournament	Referee	Match
London 2012	Bibiana STEINHAUS, GER	USA – Japan 2:1
Beijing 2008	Dagmar DAMKOVA, CZE	Brazil – USA 0:1 AET
Athens 2004	Jenny PALMQVIST, SWE	USA – Brazil 2:1 AET
Sydney 2000	Sonia DENONCOURT, CAN	Norway – USA 3:2 AET
Atlanta 1996	Bente SKOGVANG, NOR	China PR – USA 1:2

Graphics

Finalist representation by Confederation



Women's Olympic Football Tournament Champions: 1996 - 2012



Comparative Statistics last 5 Tournaments

